

One Page Profiles

A guide to support
develop the One
Page Profile in
Schools

The form is a vertical rectangle with a light grey border. At the top left, there are two small rectangular boxes stacked vertically, labeled 'Name:' and 'Class:'. To the right of these is a larger rounded rectangular box labeled 'Photo'. Below the 'Name:' and 'Class:' boxes is a large speech bubble-shaped box with a green border, containing the text 'What people like and admire about me...'. Below that is another large speech bubble-shaped box with an orange border, containing the text 'What is important to me...'. Below that is a third large speech bubble-shaped box with a purple border, containing the text 'How best to support me...' and a small 'I' on the next line. At the bottom is a fourth large speech bubble-shaped box with a light blue border, containing the text 'Things I want to be able to do in the future...'. The entire form is set against a white background.

Name:
Class:

Photo

What people like and admire about me...

What is important to me...

How best to support me..
I

Things I want to be able to do in the future...



How to use this pack

This pack is intended for use by settings/parents/carers/professionals to help gather information for a One Page Profile in the Primary/Secondary/College setting. One Page Profiles have lots of uses within the CYP's setting, such as introducing the CYP to new staff or in transition.



This pack can be used flexibly – it is a guide on developing the One Page Profile. Additional information can be added – most importantly is that it captures the views, thoughts and feelings of the CYP. Templates for One Page Profiles are available on the Cornwall Council One Page Profile webpage.



The child's views, thoughts and interests will change over time and therefore it is recommended the profile is reviewed regularly.



What people like and admire about you...

Enter your thoughts here:

This is your chance to say what you think are your best qualities, your strengths and talents, what you enjoy and what you are good at? What do you like about you?

These may change so it is important to look at and change your list from time to time.



What is important to you?

This is a list of what really matters to you. What/Who makes YOU happy? Who are the important people in your life? What activities are important to you and where/when do they take place? Are there any routines that are important, favourite lessons, activities? What things are to be avoided? Make makes a great day? It may be your pet makes you happy, being with friends/family, cooking. The possibilities are endless...

Remember this section is about you and what is important TO YOU...

(There are some extra ideas on the next slide if you need more help)


Enter your thoughts here:



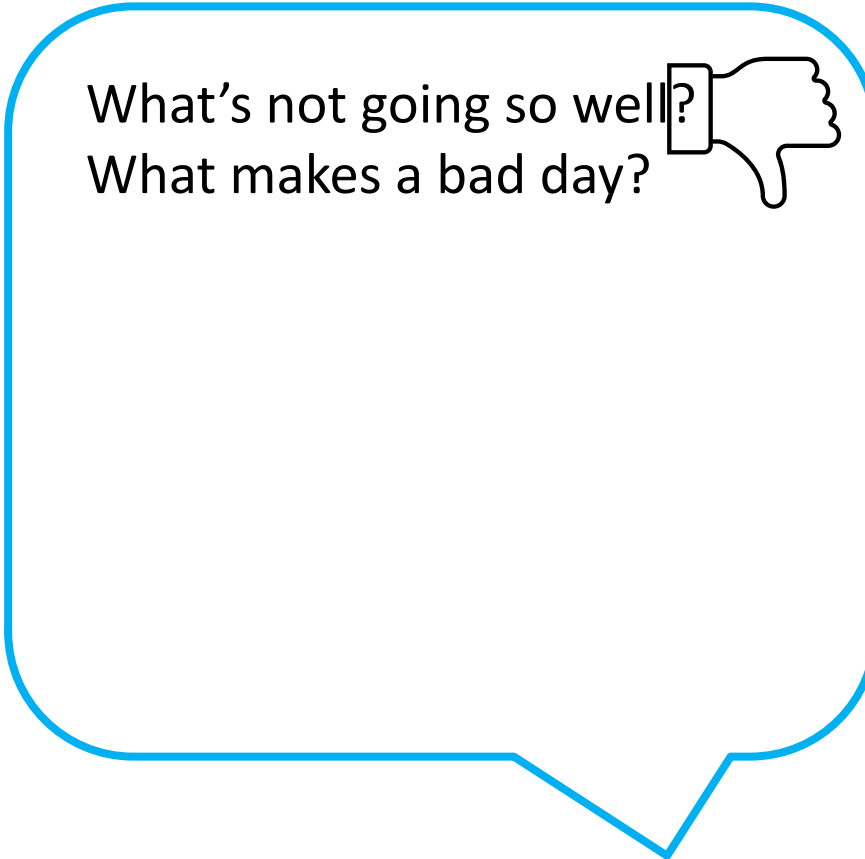



What's happening at the moment for you?


This section doesn't necessarily appear on a One Page Profile but may help you think of ideas to mention in the "What's Important" section.



What's going well? What makes a good day?



What's not going so well?
What makes a bad day?





How best to support you...

Enter your thoughts here:

This is a 'top-tips' list of how to support you at school, what is helpful and what is not. Who helps you and what do they do to support you? This can include what people need to know about you, what buttons get pushed and how to avoid or handle them.

These may change so it is important to look at and change your list from time to time.

What else can be added to a One Page Profile?





I want to/I want to be able to/My aspirations...

Enter your thoughts here:

What are your hopes, dreams, aspirations? What do you want to be able to do in school or out of school?



What would like my teachers to know...

Enter your thoughts here:

This can be a helpful section especially if you are moving schools or meeting new teachers. What would you like them to know about you?



Top Tips for schools...

- Create the One Page Profile with the child or young person, and their parent or carer: it's not person-centred practice if the profile is written by the staff without input from the child/young person themselves

- One Page Profiles should be in the first person i.e. 'It helps me when....' and, using language that the pupil themselves would use and understand. If the pupil is non-verbal, then gather information using other person-centred approaches first.

- Use a clear layout which can be easily read; this may mean including symbols, pictures; it will also mean the careful use of colour, font etc

- Use a photo of the child or young person that the CYP has agreed; they may want to choose a photo that shows them doing something they enjoy or are good at. As well as getting permission from the pupil (or parents where appropriate) to use a photo, as the profile belongs to them they should also have the ultimate say in who to share it with

- Think about the ideas of 'what is important to' the person as well as 'what is important for' them. This is an opportunity for the CYP to share their views.

- Revisit and update them regularly. This could be done through scheduling regular reviews, any changes can be talked about at them. Alternatively, they could be reviewed at the child or young person's request.