

COVID-19 in Cornwall and the Isles of Scilly

Public Health Intelligence Team

15 June 2021



The **case numbers** reported nationally (coronavirus.data.gov.uk) changed on 2 July 2020 which meant that all people who tested positive were included in the figures, irrespective of where and how the tests were carried out. Whilst this provides an indication of the numbers with COVID-19, it does not include those in the community who have **not been tested** but may have/ have had COVID-19.

Public Health England (PHE) released detailed COVID-19 case data provided to us however; this included pillar two test data which, until recently, was not reliable enough to use. In addition, PHE placed restrictions on how and when the data was shared. We have worked with PHE to change the use of the data to allow us to share more detailed information with the public. The details in the report below have been released to build on the national data and help provide a more detailed picture of the COVID-19 positive cases and related deaths across Cornwall and the Isles of Scilly to date.

Definition: Coronavirus testing is organised through a system described as 'pillars'. Pillar 1 data includes swab testing in Public Health England (PHE) labs and NHS hospitals for those with a clinical need, and health and care workers. Pillar 2 data includes swab testing by commercial providers; which includes the community mobile testing units, care home testing and home testing kits.

Confirmed cases

14,789

Total cases

396

...in the last 7 days

Split by Pillar

2,475

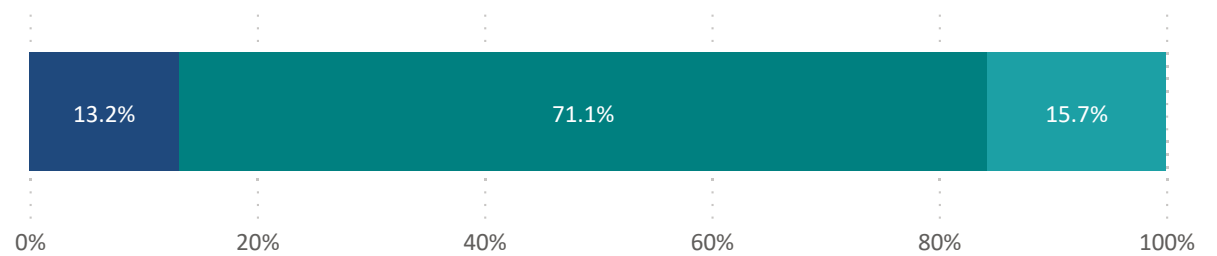
Pillar 1

12,314

Pillar 2

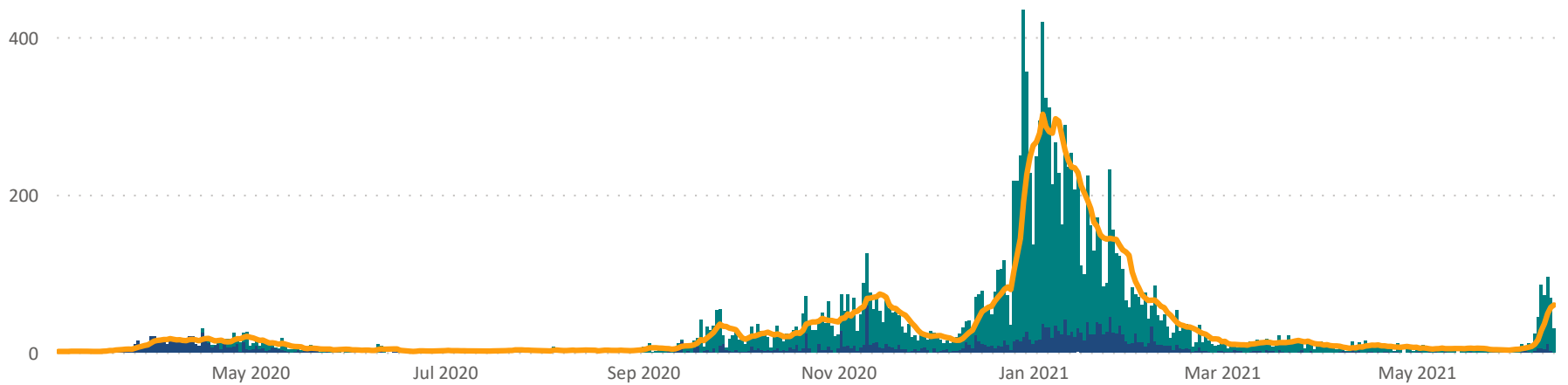
Cases by age group

Age ● 0 to 19 ● 20 to 64 ● 65+



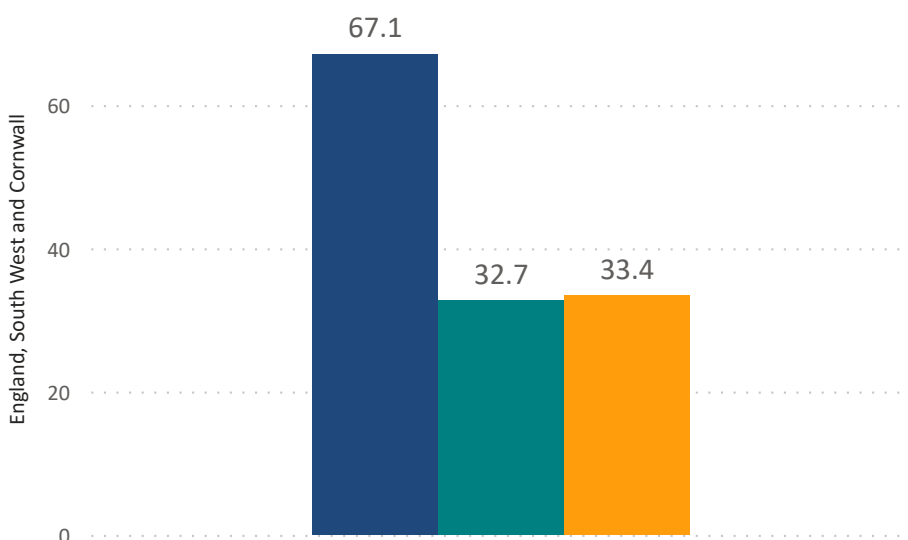
Daily lab-confirmed cases

● PILLAR 1 ● PILLAR 2 ● 7 day rolling average



7 day case rate per 100,000 by area

● England ● South West ● Cornwall



Cases by MSOA (top 5 by case count in the last 7 days)

MSOA Name	Cases
Ponsanooth, Mabe Burnthouse & Constantine	26
St Ives & Halsetown	24
	16
Falmouth North	14
	10

Cases by MSOA (lowest 5 for case count)

MSOA Name	Cases
Bodmin East	3
Crowan, Wendron & Stithians	3
	3
Hayle	3
	3

COVID-19 in Cornwall and the Isles of Scilly

Public Health Intelligence Team

15 June 2021

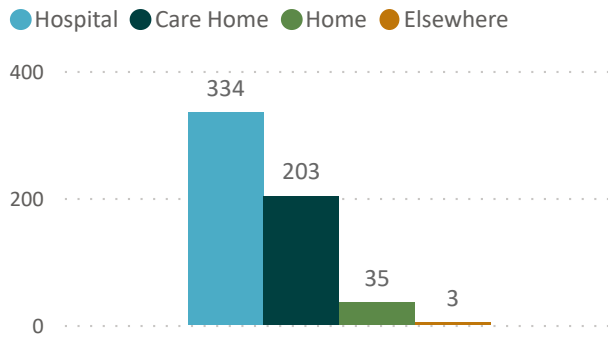


Official COVID-19 death figures are supplied by the Office for National Statistics (ONS) as they provide the most accurate and complete picture of COVID-19 related deaths. These include COVID-19 deaths in all settings i.e. hospitals, care homes and the wider community whereas NHS England figures report hospital deaths only.

Confirmed deaths

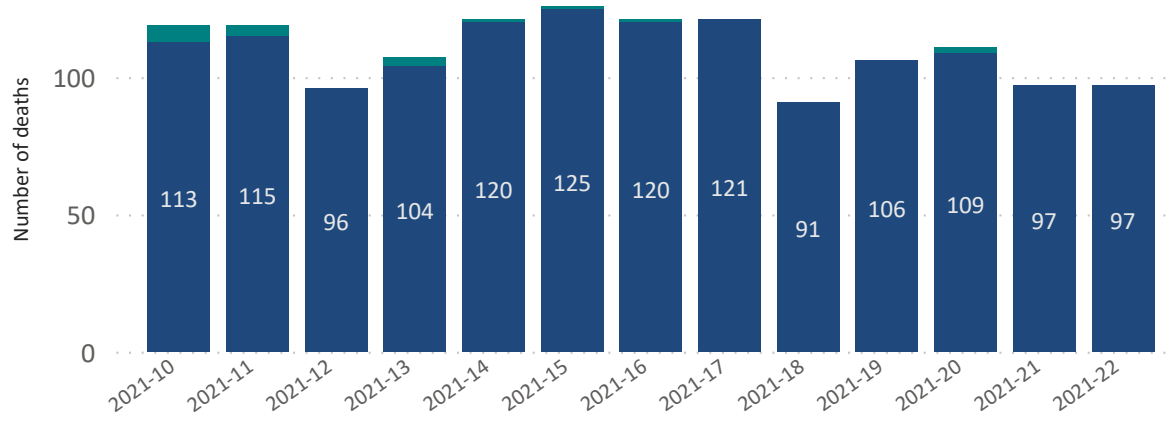
575 Total deaths
0 Latest count

...by place of death (ONS, 2020 & 2021)




Mortality occurrences by week (ONS)

● All causes ● COVID 19



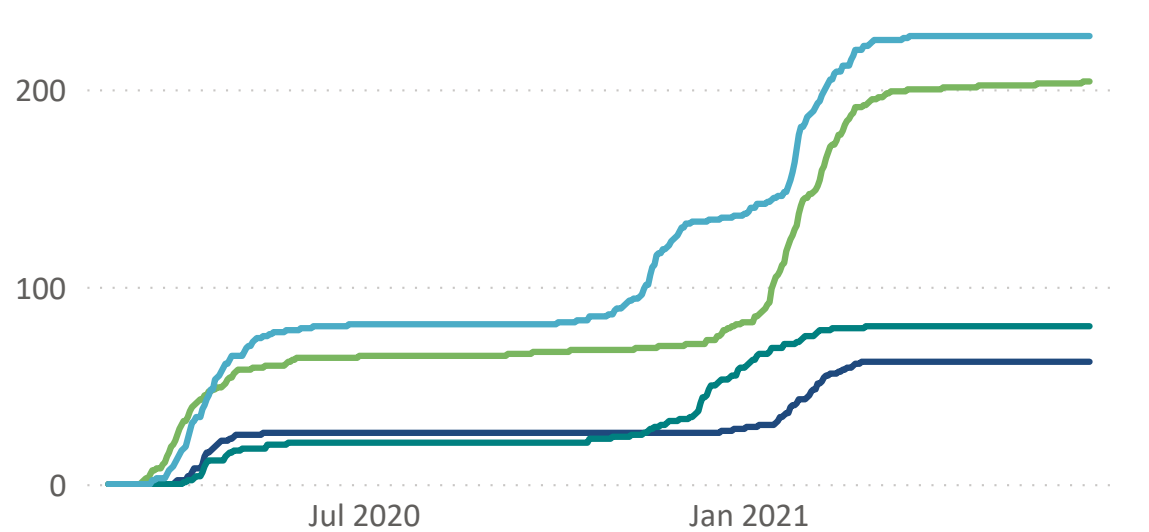
Total hospital deaths from COVID-19



*Totals include deaths from both Cornwall and Devon residents.

Cumulative hospital deaths (NHS)

● CFT ● North Devon ● RCHT ● UHP

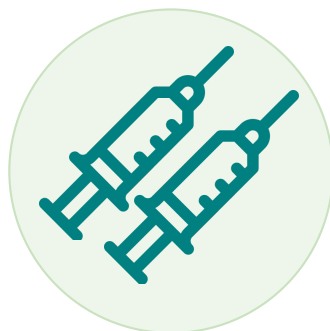


Vaccinations - Total percentage of people aged 18 and over who have received a COVID-19 vaccination by dose and area

Total percentage of people aged 18 and over who have received a COVID-19 vaccination, by dose, up to the latest day on which vaccine data were reported. Daily figures include all vaccines that were given up to and including the date shown. Only people who have an NHS number and are currently alive are included. The denominator used is the number of people on the National Immunisation Management Service (NIMS) database.



77.01%
First dose



61.01%
Second dose

Latest vaccination uptake, first dose, by area

● England ● South West ● Cornwall and the Isles of Scilly

