

Rainbow Guides

Road Safety Activity Book



Name:.....


Unit:.....



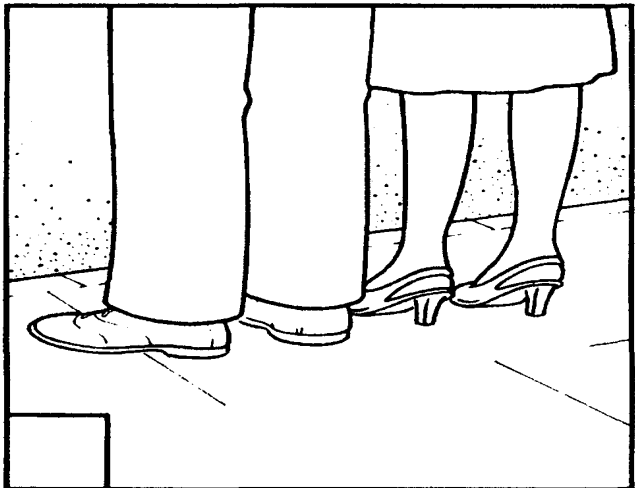

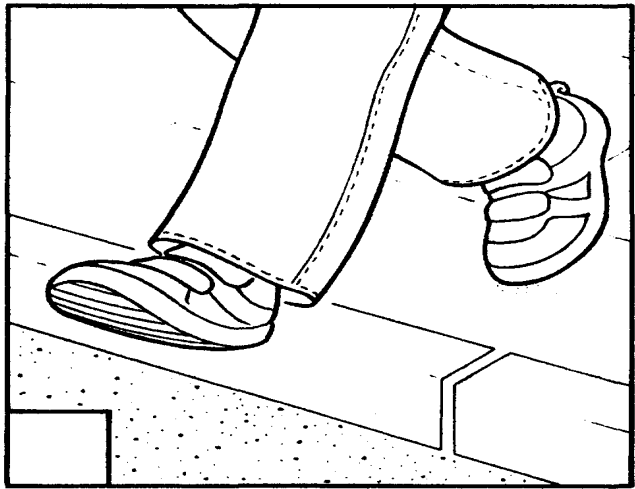

CORNWALL
FIRE & RESCUE SERVICE
A service of Cornwall Council

Hold hands when

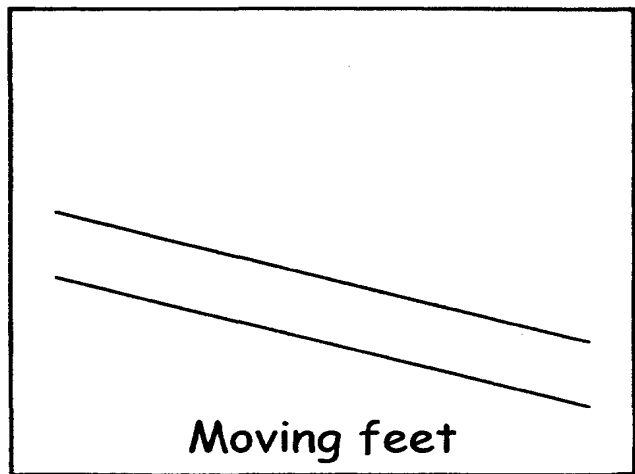
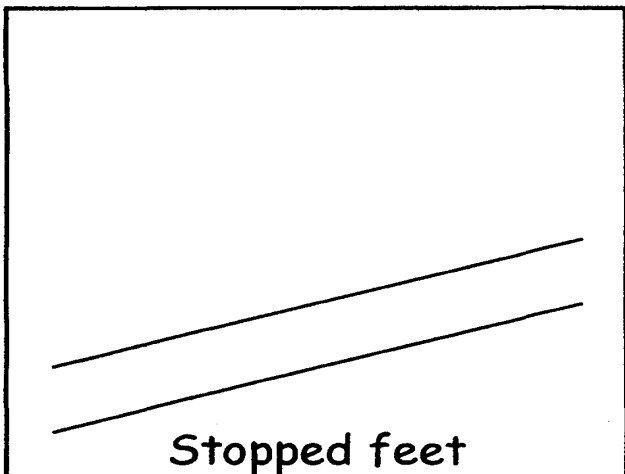
crossing the road.



Tick the boxes where the feet have stopped moving.



Draw some stopped feet behind the kerb and some feet that are moving in the boxes below.



Special places called 'Pedestrian Crossings' help you cross the road more safely. Always try to use them.

Write in the missing letters under each picture. The list below me will help you.

P. _ _ _ _ c. _ _ _ _

Z. _ _ _ _ c. _ _ _ _

Subway

School crossing patrol

Pelican crossing

F. _ _ _ _

S. _ _ _ _

Footbridge

Traffic island

Zebra crossing


T. _ _ _ _ i. _ _ _ _

S. _ _ _ _ c. _ _ _ _ p. _ _ _ _

People who can help us.




S _ _ o _ _ _
C _ o _ _ _ n _
P _ _ r _ _ _



P _ _ i _ e _ _ n

Can you help Tom's mummy find Tom?



Rainbow Guide Leader

Once this book has been completed, you can download a certificate from www.cornwall.gov.uk/youthorganisations

If you have any queries about this book or have any questions about road safety issues please contact:

Tel: 01872 320205

Email: roadsafety@cornwall.gov.uk