

One Page Profiles

A guide to help develop the One Page Profile in Early Years and Foundation Stage settings

The form is a vertical rectangle with a light grey border. At the top left, there are two small rectangular boxes stacked vertically, labeled 'Name:' and 'Class:'. To the right of these is a larger rounded rectangular box labeled 'Photo'. Below the 'Name:' and 'Class:' boxes are four large, rounded rectangular boxes, each with a different colored border and a tail pointing to the right. The first box has a green border and contains the text 'What people like and admire about me...'. The second box has an orange border and contains 'What is important to me...'. The third box has a purple border and contains 'How best to support me...'. The fourth box has a light blue border and contains 'Things I want to be able to do in the future...'. The text in each box is bold and black.



How to use this pack

This pack is intended for use by settings/parents/carers/professionals to help gather information for a One Page Profile in the EYFS setting. One Page Profiles have lots of uses within the child's setting, such as introducing the CYP to new staff or in transition.



This pack can be used flexibly – it is a guide on developing the One Page Profile. Additional information can be added – most importantly is that it captures the views, thoughts and feelings of the CYP. Templates for One Page Profiles are available on the Cornwall Council One Page Profile webpage.



The child's views, thoughts and interests will change over time and therefore it is recommended the profile is reviewed regularly.



What people like about...

Enter your thoughts here:

Ideas:

- Include photos or pictures of the child and their best qualities and strengths – check in with the child to see which pictures they would like on their profile. You may want to add short phrases or words



What people like about...

Enter your thoughts here:

Ideas:

- Include photos or pictures of the child and their best qualities and strengths – check in with the child to see which pictures they would like on their profile. You may want to add short phrases or words



What's important to ...

This is a list (visual and/or written) of what really matters to the child, eg:

- Pictures of family, special friends, pets
- Pictures/words about what the student likes/doesn't like
- Favourite toys, rhymes, stories
- Family/child celebrations

Parents/carers may like to contribute pictures and ideas

Remember this section is about the child and what is important TO the child.

Enter your thoughts here:



How to support...

Enter your thoughts here:

Some sub-sections here may be helpful, eg:

- I need help with...
- Special things I need...(eg dietary requirements, healthcare needs, special words used, communication methods)
- If I'm upset I....
- My special skills...
- My routines...

What else can be added to a One Page Profile?





How I Communicate...

Enter your thoughts here:

This may be helpful in providing ways your child communicates.

Are there any words/signs/symbols the child uses that could be included here?



I want to/I want to be able to...

Enter your thoughts here:

Is there anything the child is wanting to be able to do/achieve?



What I would like my teachers to know...

Enter your thoughts here:

This can be a helpful section especially if the child is moving schools or meeting new teachers. Any additional information can go in this section.

Examples...

Information Classification: CONTROLLED


Jordan's One Page Profile

Name: Jordan


Class: EV1

What people like and admire...

- My determination
- I'm good at sharing
- I am very caring
- I am a good friend




Picture of Me



What would I like others to know about me?

- I use a few words and learning to use Makaton as well.
- I need time to be able to communicate
- When I get upset, I might cry. It makes me feel happy to go outside.
- I can sign "hello"






How to support me...

- Help me to communicate - give me time to communicate with you.
- Change my batteries in my hearing aids when they whistle.
- I can be unsteady on my feet and when I walk- it helps if the floor is clear and I don't have to worry about tripping over things on the floor.
- I can't climb the stairs- I need someone to help me find my way around school without going up or down the stairs.


What's important to me...

- My dog, Hercules. I like cuddling him.
- My family - my Mummy, Daddy and little brother Fred. My Granny.
- Watching Mr Tumble. He is funny.
- Playing football on the weekends with my friends.
- Having time to do things. It can make me upset when I feel rushed.
- Playing in my garden.

My aspirations...


- I want to be able to sign some more words that are important to me
- I want to be able to play on the playground with my friends.
- I want to be a vet when I grow up so I like to look after animals.



★ { ... Name of child ... } ★

... Class ...

Date of document:



What others like and admire about me:

- I give good cuddles
- I love to sing
- I try really hard
- I help with hygiene routines
- I have a big smile
- I can be very cheery

What's important to me:

- Knowing what's happening next
- My mummy and daddy
- Having time to explore alone without pressure (especially sensory)
- Having time and help to do my physio and stretches
- Being listened to and given time to communicate
- Spending time with my peers
- A clear predictable routine
- Having time in the Garden

Current plans:

EHCP

PHYSIO

EPILEPSY

How best to support me:

- Follow my Physio plan
- Be positive and invest time in showing me new things, praise me when I try
- Given me plenty of time to communicate
- Show me object or reference or pictures to help me understand change
- Help to support hygiene routines
- When feeding me give me opportunities to catch up with swallowing, request more or communicate am finished
- Help me to change position and use my standing frame, bumble bee chair or floor sitting