

COVID-19 in Cornwall and the Isles of Scilly

Public Health Intelligence Team
25 August 2020



The **case numbers** reported nationally (coronavirus.data.gov.uk) changed on 2 July 2020 which meant that all people who tested positive were included in the figures, irrespective of where and how the tests were carried out. Whilst this provides an indication of the numbers with COVID-19, it does not include those in the community who have **not been tested** but may have/ have had COVID-19.

Official COVID-19 death figures are supplied by the Office for National Statistics (ONS) as they provide the most accurate and complete picture of COVID-19 related deaths. These include COVID-19 deaths in all settings i.e. hospitals, care homes and the wider community whereas NHS England figures report hospital deaths only.

Total confirmed cases (Uk Gov)

967

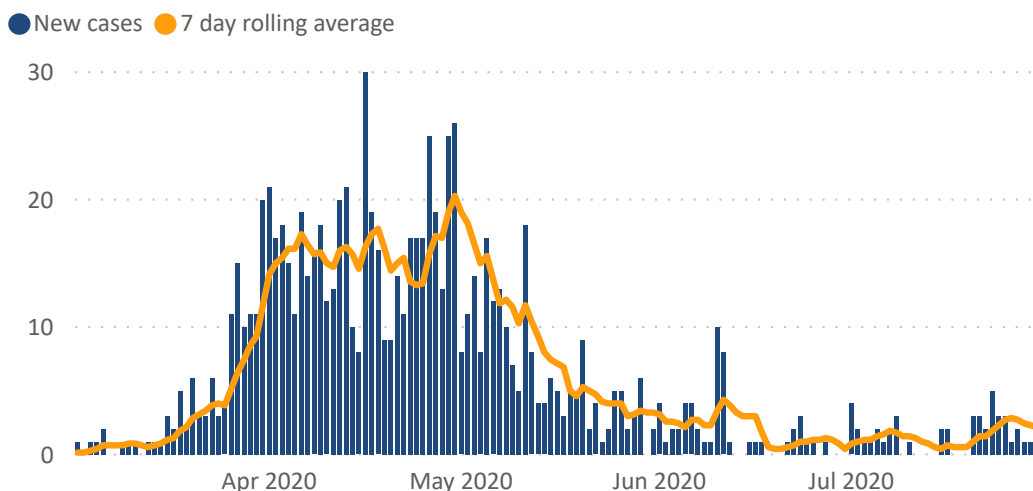
Total confirmed deaths (ONS)

210

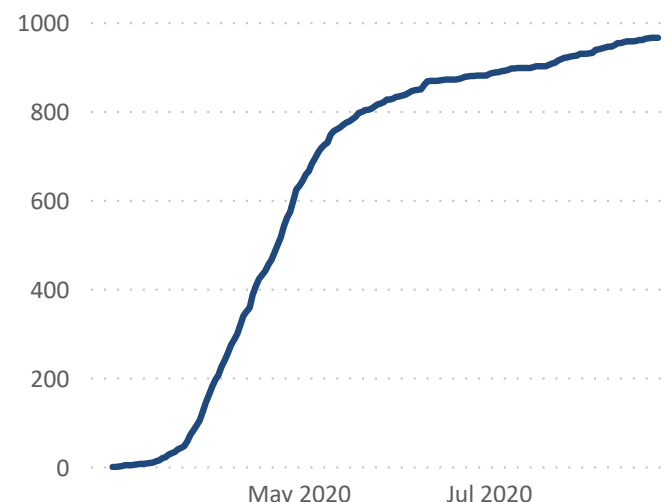
Total confirmed deaths split by sex (March to June) (ONS)



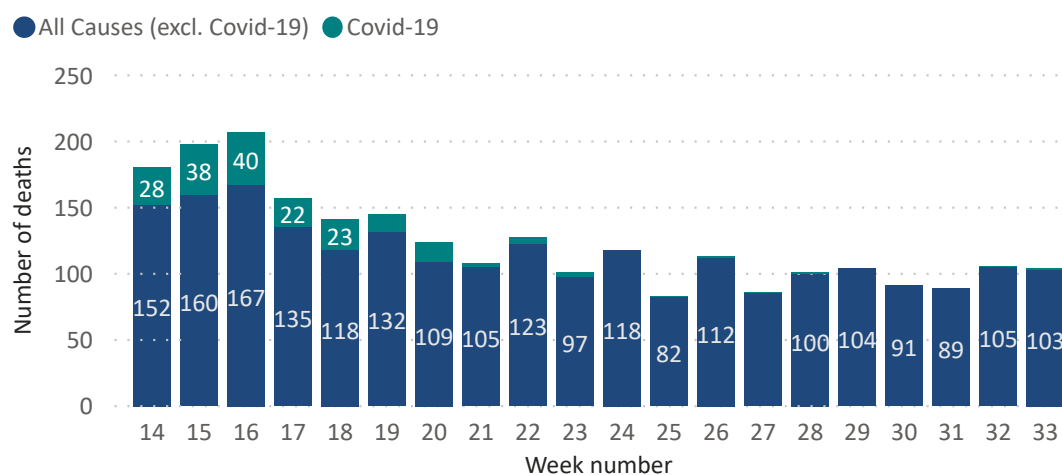
Daily lab-confirmed cases (UK Gov)



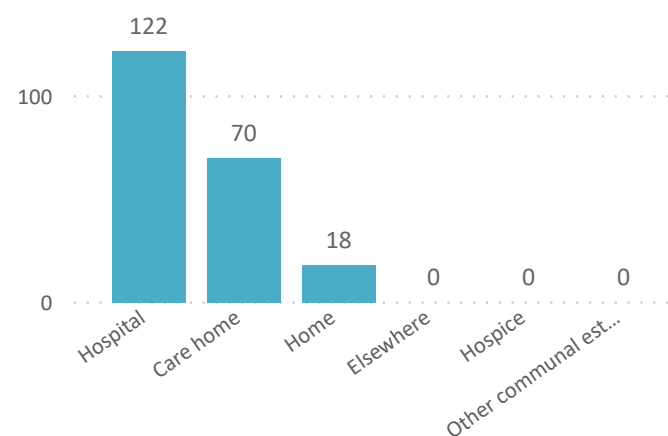
Cumulative lab-confirmed cases (UK Gov)



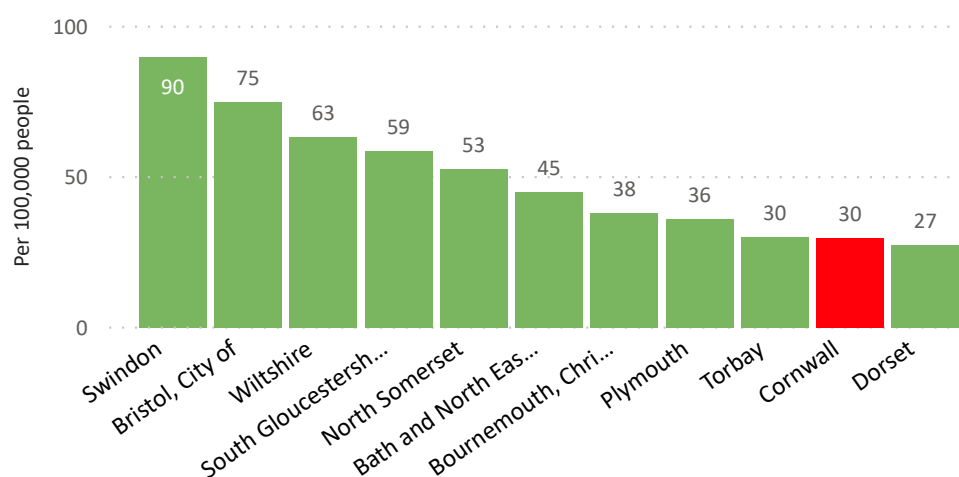
Mortality occurrences by week (ONS)



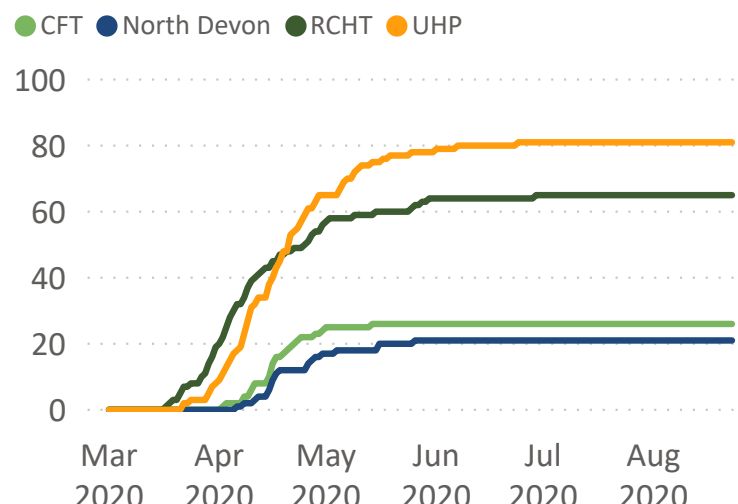
Mortality by place of death (ONS)



Age-standardised COVID-19 mortality rates by unitary authority (March to June) (ONS)



Cumulative hospital deaths (NHS)



COVID-19 in Cornwall and the Isles of Scilly

Public Health Intelligence Team

25 August 2020



Public Health England (PHE) released detailed COVID-19 case data provided to us however; this included pillar two test data which, until recently, was not reliable enough to use. In addition, PHE placed restrictions on how and when the data was shared. We have worked with PHE to change the use of the data to allow us to share more detailed information with the public. The details in the report below have been released to build on the national data and help provide a more detailed picture of the COVID-19 positive cases and related deaths across Cornwall and the Isles of Scilly to date.

Definition: Coronavirus testing is organised through a system described as 'pillars'. Pillar 1 data includes swab testing in Public Health England (PHE) labs and NHS hospitals for those with a clinical need, and health and care workers. Pillar 2 data includes swab testing by commercial providers; which includes the community mobile testing units, care home testing and home testing kits.

Confirmed cases

967

Total cases

7

...in the last 7 days

Confirmed cases

601

Pillar 1

366

Pillar 2

Confirmed deaths

210

Total deaths

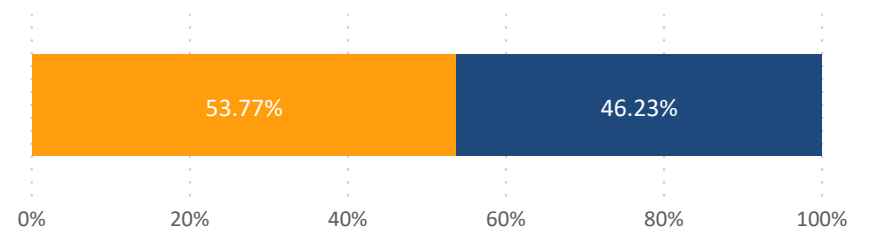
1

Latest count

Total confirmed cases split by sex

Female

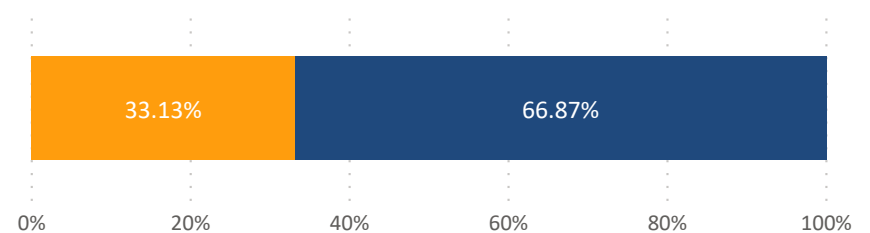
Male



Total confirmed deaths split by sex

Female

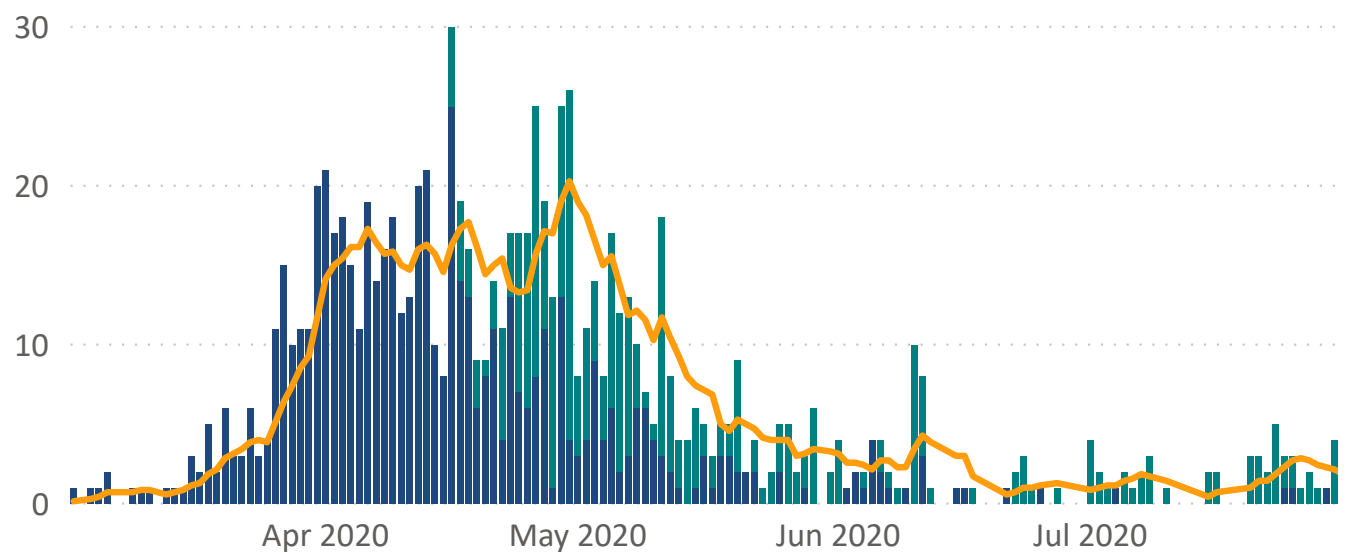
Male



Age	Cases
0 to 19	1.65%
20 to 64	54.40%
65+	43.95%
Total	100.00%

Daily lab-confirmed cases

● PILLAR 1 ● PILLAR 2 ● 7 day rolling average



Age	Deaths
20 to 64	10.84%
65+	89.16%
Total	100.00%

Mortality occurrences by week (ONS)

● All Causes (excl. Covid-19) ● Covid-19

