

Reference Number: FOI-101004465773

Response provided under: Freedom of Information Act 2000

Request and Response:

Clarification received: The figures for both the adults and paediatric teams for all questions please. It is fine to combine the figures as long as both figures are included in the final totals.

1) The current length of the OT waiting list. Please include:

a) The total number of cases

Please see the attached report detailing waiting list numbers.
Childrens Services: 85 on wait list (as at 13.5.19)

b) The approximate wait in months for an OT assessment.

Please see the attached report detailing waiting times.
Childrens Services: Longest current wait = 9 months (at 13.5.19)

c) Adult and paediatric figures.

Please see the attached report detailing waiting times in respect of the Adult figures.

Childrens Services: Please see above

d) A breakdown of case category numbers i.e. DFG, Moving & Handling

Adults	West	Mid	East
Equipment or adaptations	269	226	141
Moving and handling	17	1	0
Seating	29	14	20

Housing advice	25	10	6
Total	340	251	167

Childrens Services: we don't break down cases into categories, often there are a combination of different elements e.g. housing adaptation and moving and handling equipment. Current number of cases held by Children's Occupational Therapy team = 168

2) If you have used an external independent occupational therapy organisation in the last 12 months (1st May 2018 -30th April 2019) and if so:

- a) Name
- b) The number of cases outsourced
- c) A cost paid per assessment (on average if easier)
- d) The total value spent with them during this timeframe If the work was tendered If the supplier is under a contract what is the end contract date.

Adults Service: Not Applicable – we have not used an external independent occupational therapy organisation within the time period requested.

Childrens Services: We have not used an external occupational therapy service in the last 12 months.

3) If there are any current vacant posts in the OT team and the total unspent salary value of these posts for the past 12 months (1st May 2018 - 30th April 2019)

a) Current vacant posts

Adults Service: The current OT vacancies as at 30th April 2019 were 2 full time positions.

Children Services: On 31 May 2019 we concluded a restructure of our Occupational Therapy provision in children's social care, which has resulted in investment in Band 5 and 6 posts. Any vacancies following this re-structure will be advertised shortly.

b) Total unspent salary value

Adults Service: Approximately £86,000

Childrens Service: Approximately £47,000

4) The name, email and contact number of the person responsible for commissioning independent OT assessments on behalf of the Council.

Adults Service: Not Applicable – we do not commission an external independent occupational therapy organisation.

Childrens Services: Not applicable

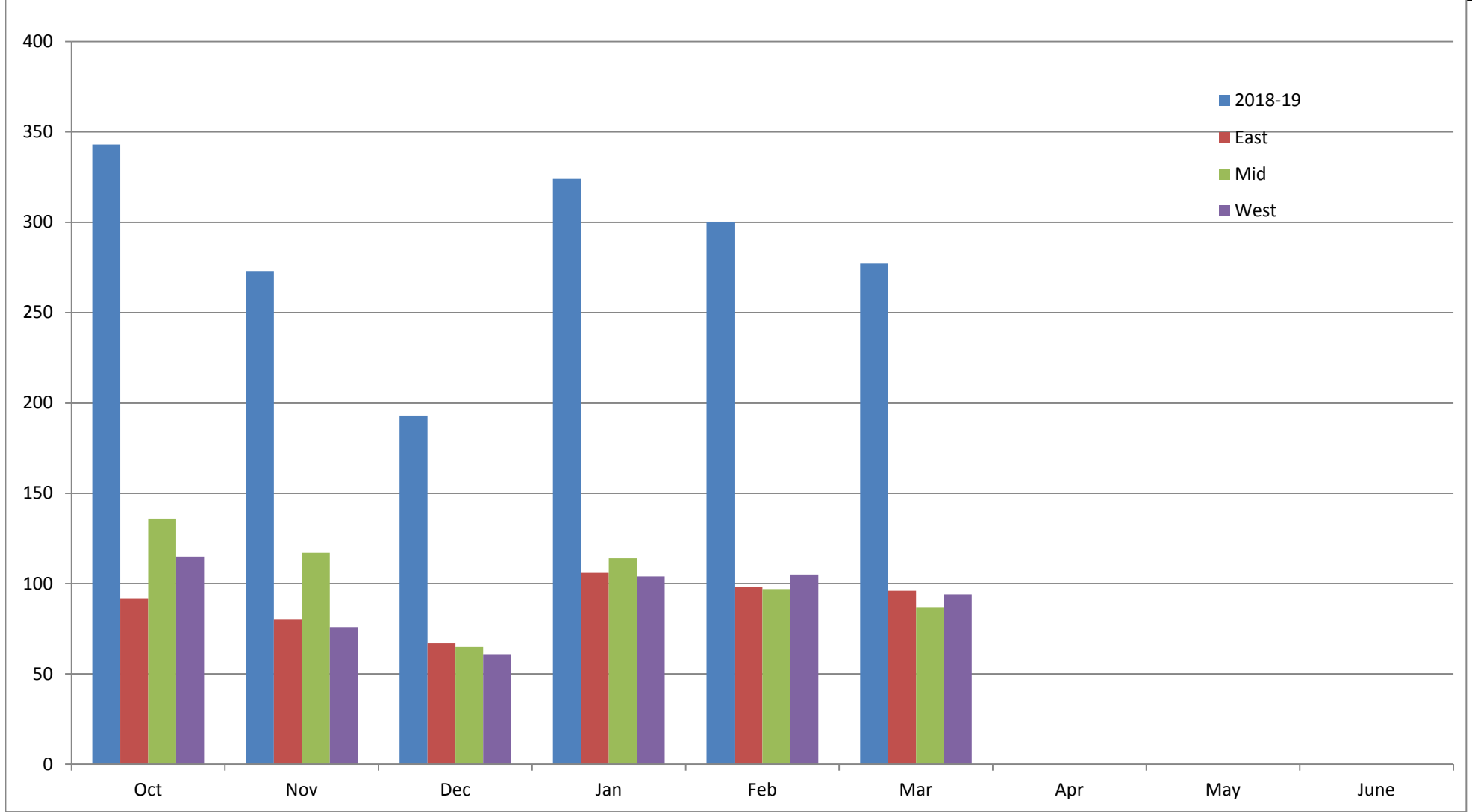
Information provided by: Adult Social Care

Date of response: 21st June 2019

Community Independence Referrals

2018-19

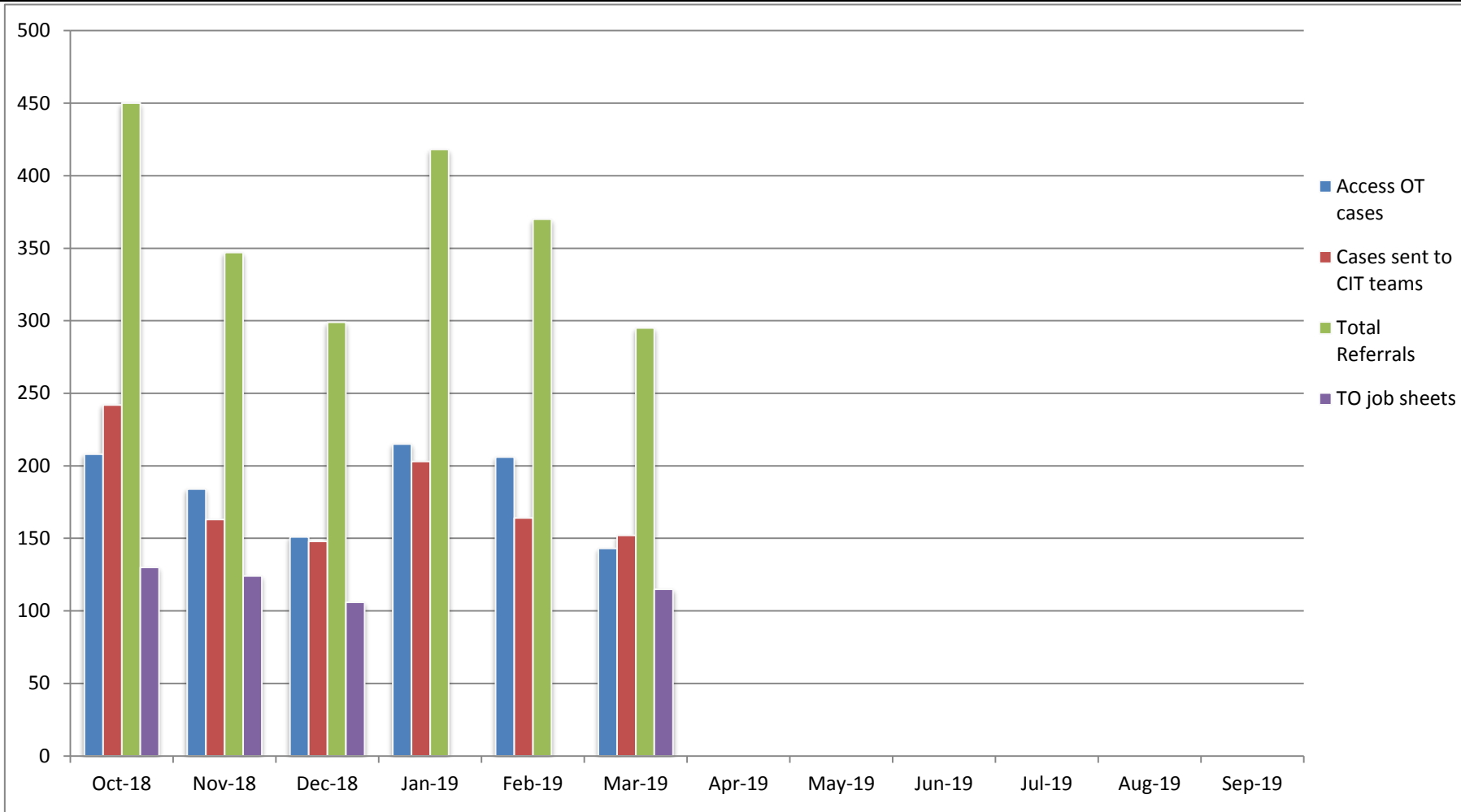
Year	Oct	Nov	Dec	Jan	Feb	Mar	Apr	May	June	July	Aug	Sep
2018-19	343	273	193	324	300	277						
East	92	80	67	106	98	96						
Mid	136	117	65	114	97	87						
West	115	76	61	104	105	94						



Community Independence Referrals

2018-19

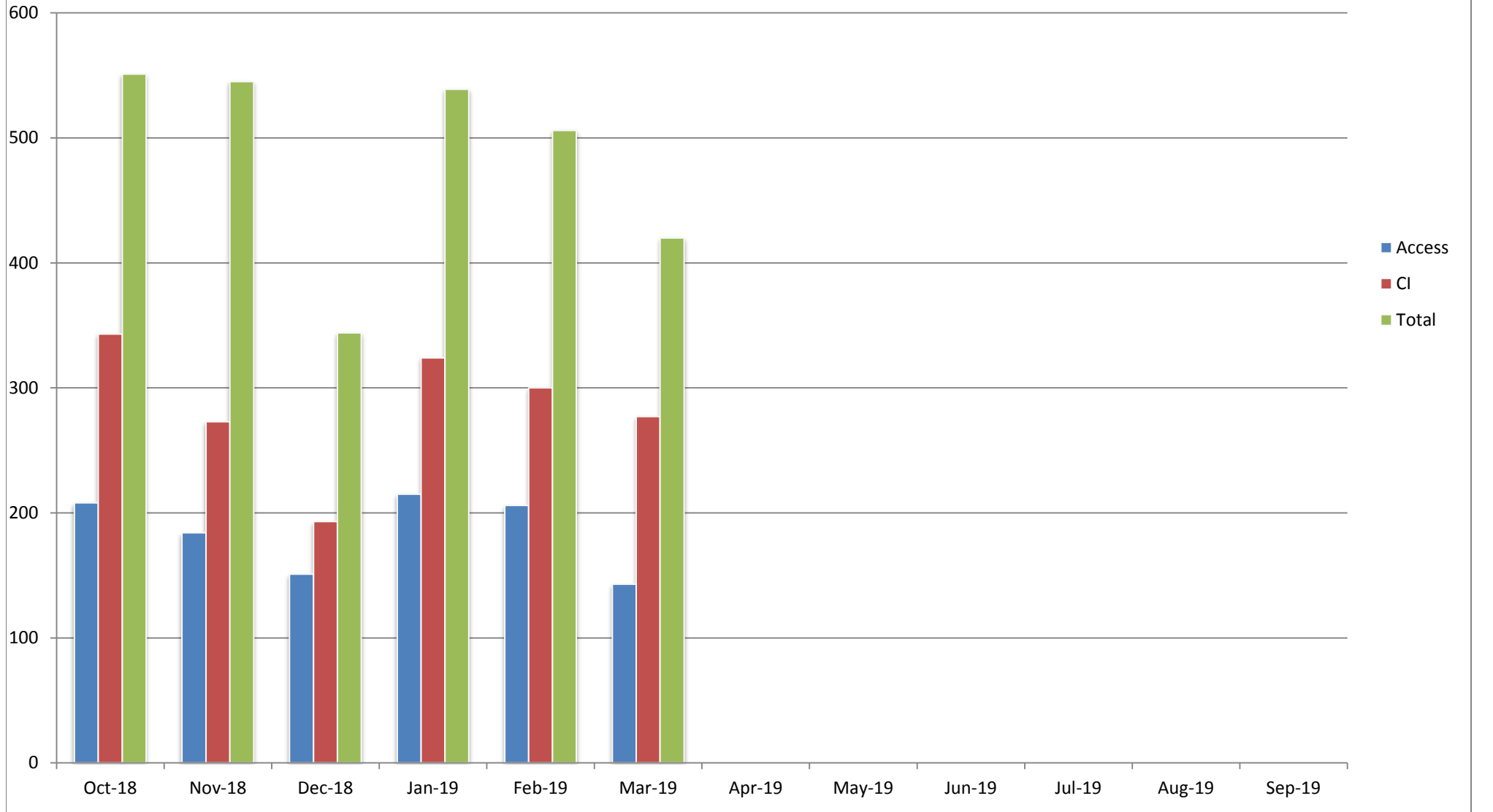
Month	Oct-18	Nov-18	Dec-18	Jan-19	Feb-19	Mar-19	Apr-19	May-19	Jun-19	Jul-19	Aug-19	Sep-19
Access OT cases	208	184	151	215	206	143						
Cases sent to CIT teams	242	163	148	203	164	152						
Total Referrals	450	347	299	418	370	295						
TO job sheets	130	124	106			115						



Access and Therapy Referrals

2018-19

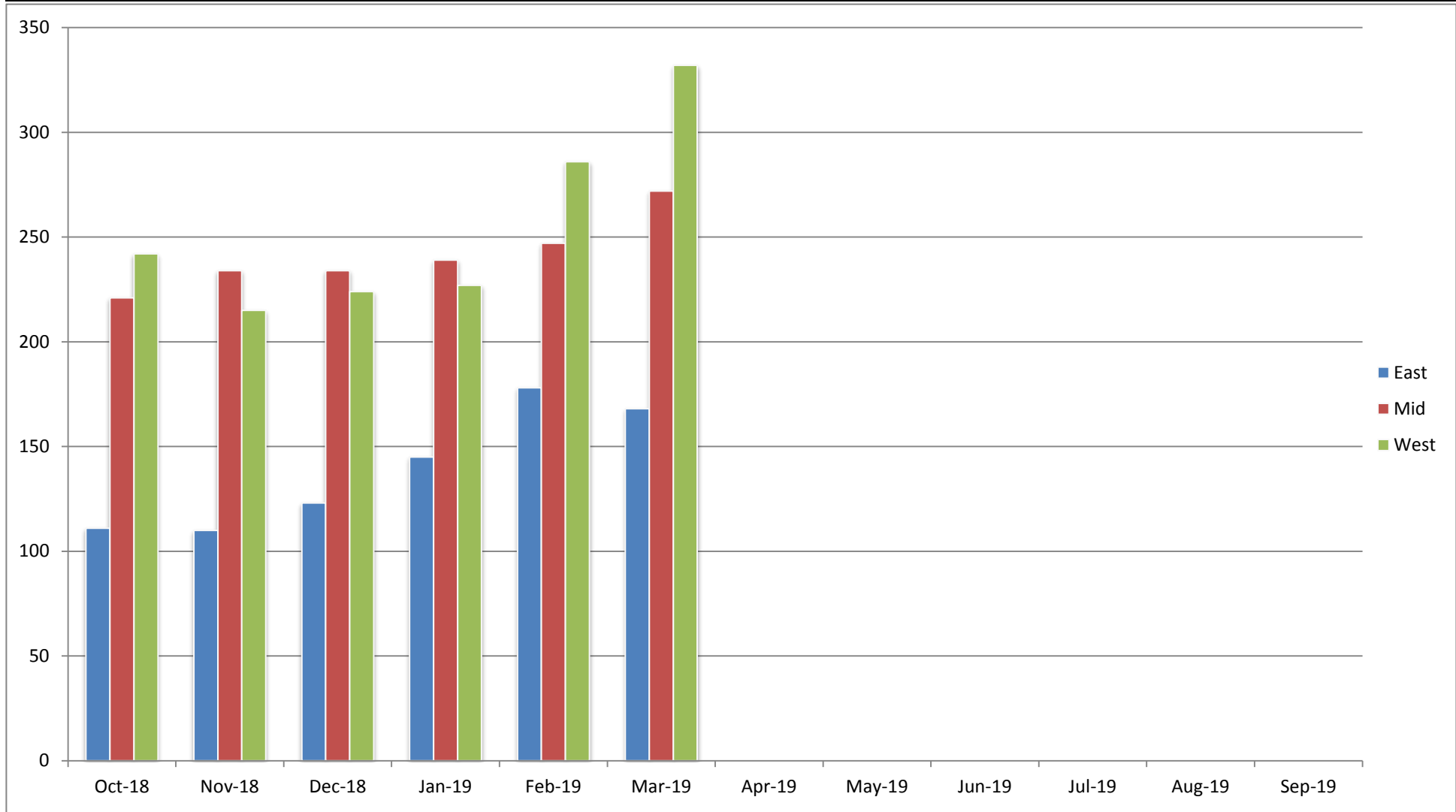
Type	Oct-18	Nov-18	Dec-18	Jan-19	Feb-19	Mar-19	Apr-19	May-19	Jun-19	Jul-19	Aug-19	Sep-19
Access	208	184	151	215	206	143						
CI	343	273	193	324	300	277						
Total	551	545	344	539	506	420						



Outstanding Waiting List

2018-19

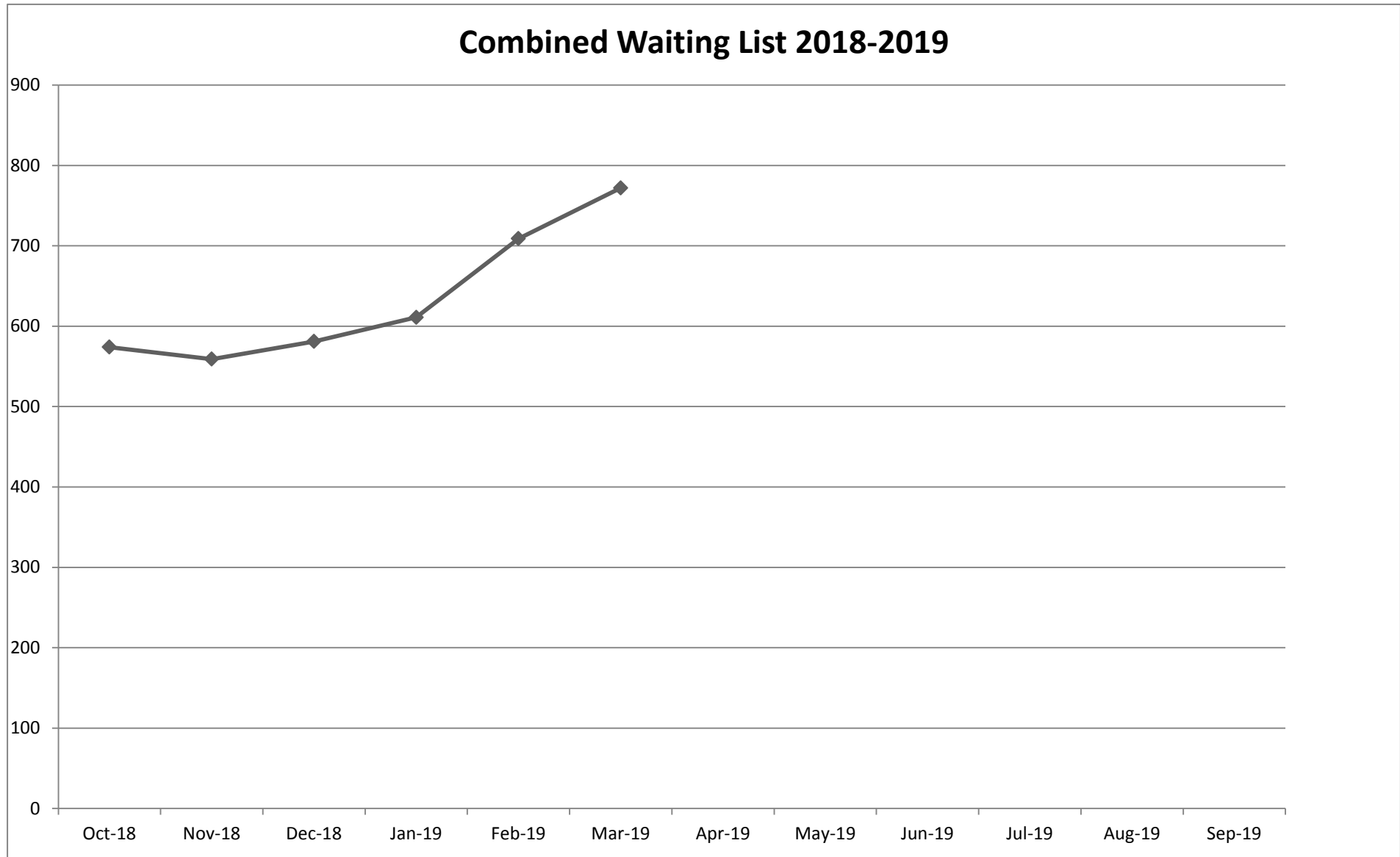
	Oct-18	Nov-18	Dec-18	Jan-19	Feb-19	Mar-19	Apr-19	May-19	Jun-19	Jul-19	Aug-19	Sep-19
East	111	110	123	145	178	168						
Mid	221	234	234	239	247	272						
West	242	215	224	227	286	332						



Outstanding Waiting List

2018-19

	Oct-18	Nov-18	Dec-18	Jan-19	Feb-19	Mar-19	Apr-19	May-19	Jun-19	Jul-19	Aug-19	Sep-19
All	574	559	581	611	709	772						

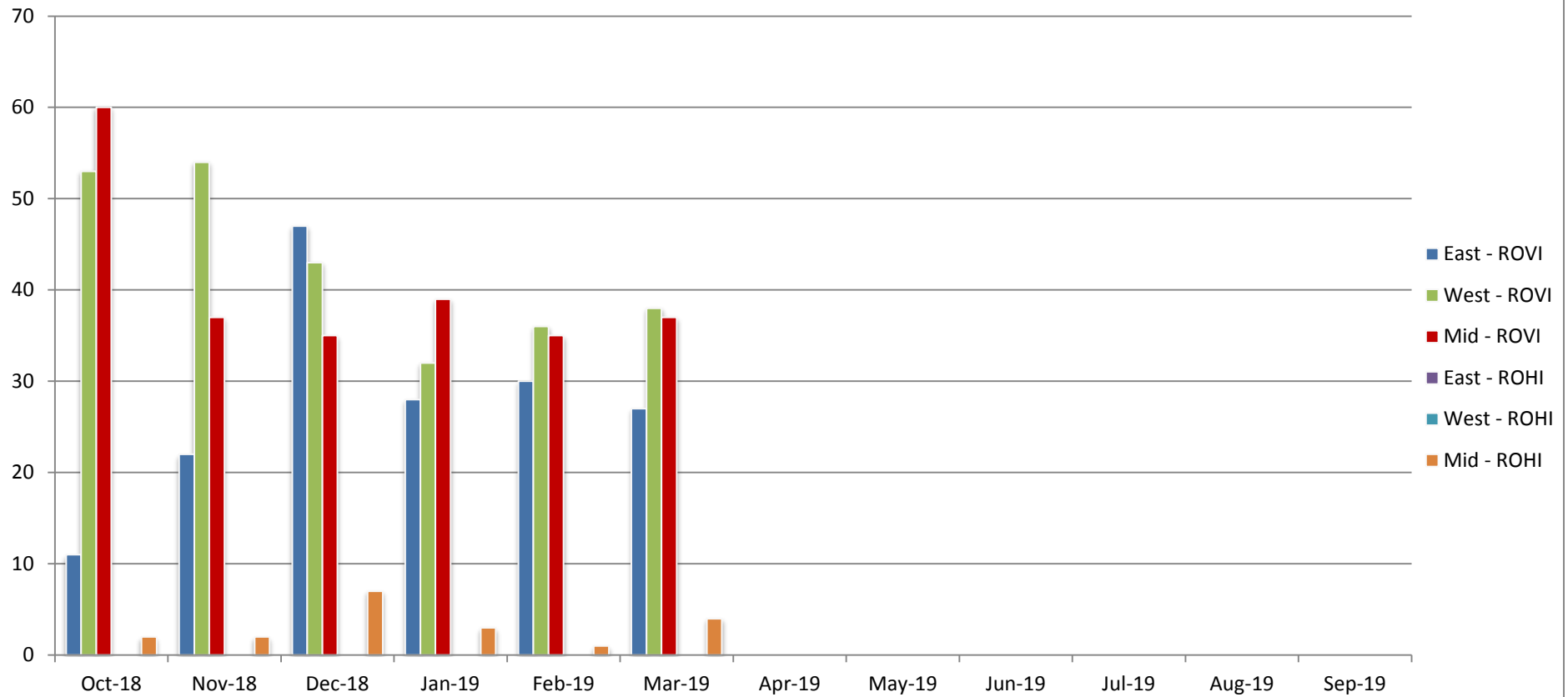


Outstanding Waiting List

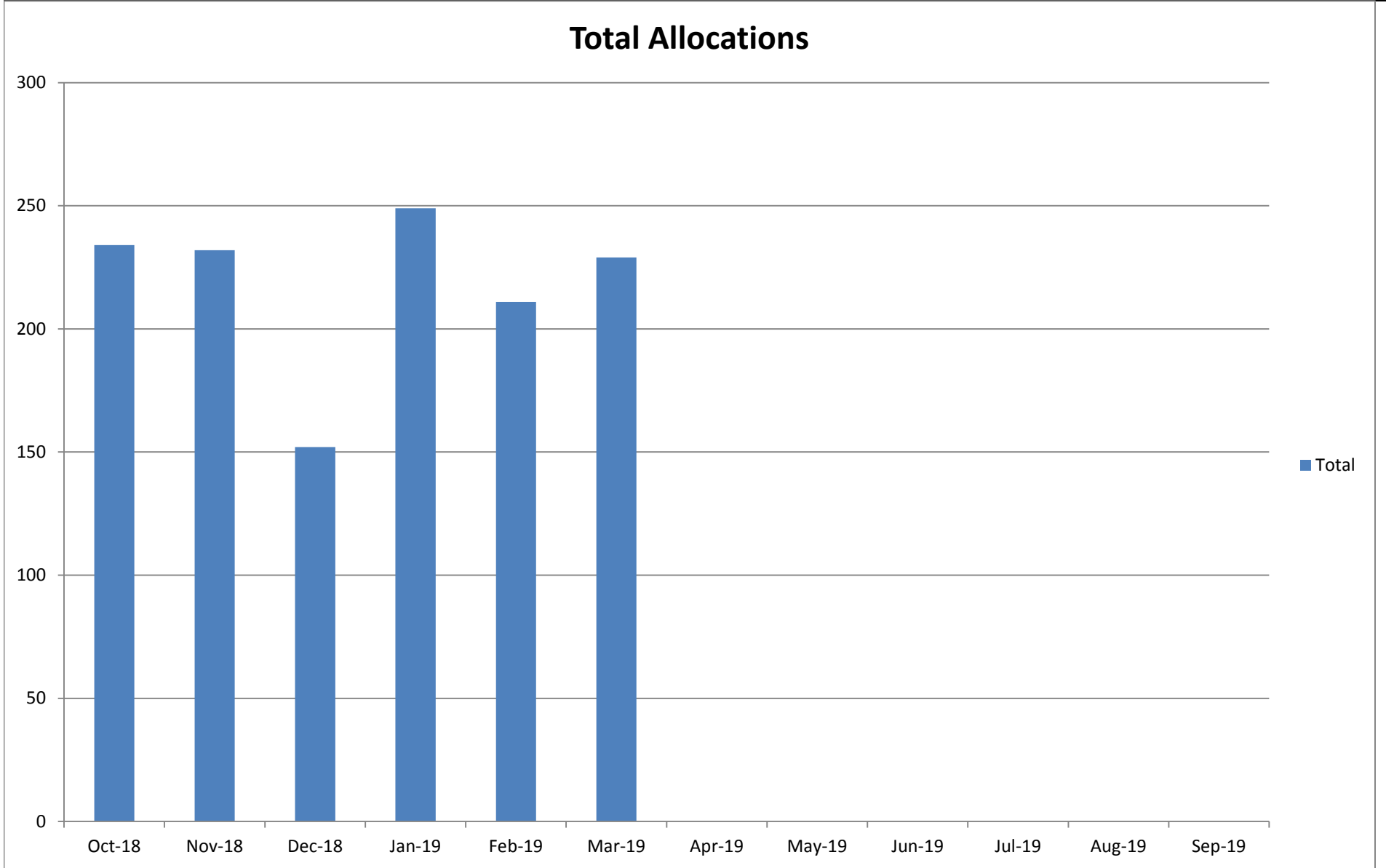
2018-19

	Oct-18	Nov-18	Dec-18	Jan-19	Feb-19	Mar-19	Apr-19	May-19	Jun-19	Jul-19	Aug-19	Sep-19
East - ROVI	11	22	47	28	30	27						
West - ROVI	53	54	43	32	36	38						
Mid - ROVI	60	37	35	39	35	37						
East - ROHI												
West - ROHI						0						
Mid - ROHI	2	2	7	3	1	4						

ROVI/ROHI waiting list



	Oct-18	Nov-18	Dec-18	Jan-19	Feb-19	Mar-19	Apr-19	May-19	Jun-19	Jul-19	Aug-19	Sep-19
Total	234	232	152	249	211	229						



Community Independence data - March 2019

Area	Number of Community Independence referrals received in month			Number of Service Users Allocated	Number of Closures	Number of Service Users on waiting list			
	Urgent	Routine	Total			Urgent		Routine	
						Number	Longest Wait	Number	Longest Wait
West	44	50	94	49	43	40		292	
Penzance				16	11	18	Dec-18	127	May-18
Camborne				32	31	22	Feb-19	165	May-18
Mid	29	58	87	74	68	20		252	
Truro				7	5				
Truro				23	13	10	Mar-19	120	Jul-18
St Austell				44	50	10	Mar-19	132	Jul-18
East	56	40	96	106	30	18		150	
Liskeard					2				
Liskeard				53	14	10	Mar-19	76	Jun-18
Bodmin				53	14	8	Mar-19	74	Sep-18
Total	129	148		229	141	78		694	
	277								

Technical Officer Statistics

Number of Referrals	a) Adult – Request for Equipment from Health Staff	b) Adult - Access Therapy Assessment	c) Early Intervention Assessment and Plan	d) Other
776	446	108	0	222