



Cury Parish

Housing Needs Survey Summary of results

November 2015

Affordable Housing Team
Cornwall Council

Introduction

Cornwall Council's Affordable Housing Team in partnership with Cury Parish Council conducted a housing needs survey. The information collected will be used to help identify the current local need for affordable housing in the parish and the size and type required.

A letter advising households of the survey and how to access the online questionnaire were sent to every household living within the Parish as well as those on the Homechoice housing needs register who have a local connection to the Parish. In total 211 households from the Council Tax records for Cury were written to and invited to complete the online survey in March 2015; the survey was completed in May 2015. In September this was followed up with specifically directed letters to Homechoice applicants currently living outside the Parish.

This document sets out a summary of the survey results, and includes additional data from Cornwall Council's Homechoice register and Help To Buy South West. As well as questions regarding housing need, and whether further development would be supported the survey aimed to take a snapshot of the current housing situation within the Parish. This summary document will focus on the need for affordable housing within the Parish however a copy of the full results excluding personal data is included as appendix 1.

Local connections and need for affordable housing

In total 24 households responded to the survey

Of those who responded, 6 households require affordable housing. 4 of these demonstrated a local connection to Cury through the following criteria:

- 2 households have lived within the Parish for more than 10 years
- 1 household has lived within the Parish for less than 3 years
- 1 household has previously lived within the Parish for 5-10 years
- There were 2 incomplete entries

The most common reasons for needing to move were:

- Currently renting but would like to buy;
- Current home is too big;
- Living with friends/family and would like to live independently.

Of those needing to move 3 households needed to do so within the next 2 years and one within 2-5 years.

Households were asked if they are currently registered for affordable housing. HomeChoice registered local housing need in the parish is currently 30 households. Of the 6 households identified by this survey requiring affordable housing, 3 new households have been identified who are not currently registered for affordable housing.

HomeChoice

Size of Accommodation						
Applicant Type	1Bed	2Bed	3Bed	4Bed	5bed	Total
Band B	3	1	0	0	0	4
Band C	1	2	4	0	0	7
Band D	1	0	0	0	0	1
Band E	7	8	1	1	0	17
						29

Of those with a local connection, 3 households have stated a 1st preference for living in Cury Parish and 12 households on the Homechoice register have stated a 1st, 2nd or 3rd preference for living in Cury Parish.

Affordable Housing Requirements

The following information identifies the type of affordable housing required. It should be noted that not all of the households who identified a need for affordable housing answered all of the questions.

Location

Respondents who indicated their need for affordable housing were asked where they would like to live within the Parish.

Cury	3
White Cross	2
Cross Lanes	2
Anywhere within the Parish	3
Outside of the Parish	1

Tenure

The following tenure preferences were identified as being most suitable for the household need:

Affordable Rent	2
Shared Ownership	0
Intermediate Sale	2
Private Rented	1
Open Market	1

Size of accommodation required

The number of bedrooms required by each household is as follows:

1 bed	0
2 bed	3
3 bed	1
4 bed +	0

Adaptions

No specific housing adaptations required were reported

Buying or renting an affordable home

Households were asked what the maximum price range they could afford if purchasing a property.

Do not wish to purchase	1
Under £80,000	0
£81,000 - £100,000	0
£101,000 - £125,000	0
£126,000 - £155,000	1
£156,000 - £200,000	1
£200,000 +	0

Households were asked what the maximum monthly rent they could afford if renting a property.

Do not wish to rent	1
Under £400 pcm	0
£400 - £500 pcm	1
£501 - £600 pcm	1
£601 -£700 pcm	1
£701 - £800 pcm	0
£800 pcm +	0

New development within the Parish

Respondents were asked if they would support an affordable housing led development, to help meet the needs of local people with a connection to the Parish.

Yes	7
No	3
Maybe	3

Respondents were asked how many new homes they would support being built.

None	5
1-20	6
21-30	0
31-40	0
41+	1
Don't mind	1

Respondents were also asked what type(s) of development they would support

None	3
Affordable rented homes	3
Affordable homes to purchase	5
Open market housing	3
All of the above	3

Land for future development

3 respondents provided details of land which may be suitable for development, these are summarised on page 35 of the appendix.

Summary

The identified housing need from this survey as well as local need and preference data currently available from HomeChoice would indicate that there is a need for affordable housing within the Parish to meet the local housing need. Currently there would be a requirement for approximately 4 affordable homes to meet the immediate housing need. The predominant need is for 1, 2 and 3 bed accommodation to be provided in a mix of affordable tenures to both rent and buy. The location of any new affordable dwellings will need to be carefully considered and thorough community engagement and consultation will need to take place prior to any planning application being submitted.

For all planning applications that involve on site affordable housing, applicants will be required to submit a Section 106 legal Agreement. A section 106 agreement (planning obligation) is required to secure affordable homes for qualifying persons (local people) in perpetuity. The s106 agreement will contain provisions to control initial and future rent levels and sales values. Occupancy of the affordable dwellings will also be restricted.

Q1 Please provide your unique survey reference number (to be found on your

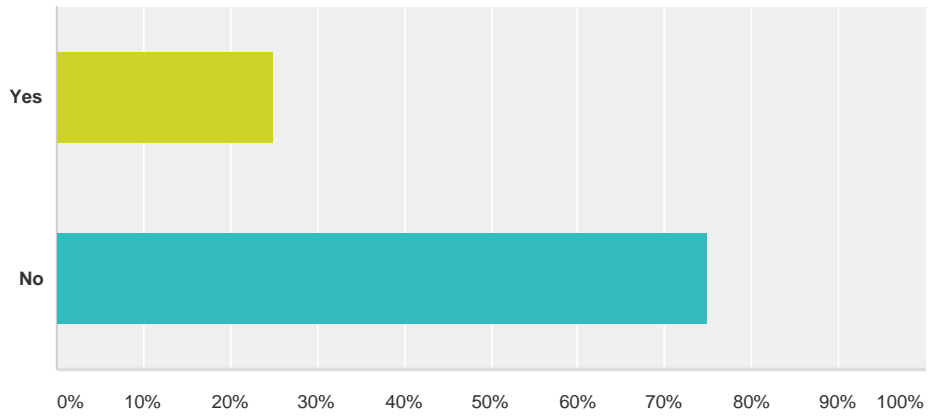
housing needs survey notification letter).

Answered: 21 Skipped: 3

#	Responses	Date
1	1199	4/30/2015 9:12 PM
2	1182	4/29/2015 9:41 AM
3	1186	4/23/2015 3:16 PM
4	1010	4/18/2015 8:03 AM
5	1199	4/17/2015 9:41 PM
6	1085	4/7/2015 11:42 AM
7	1162	4/1/2015 9:37 PM
8	1177	3/30/2015 12:12 PM
9	1019	3/30/2015 12:00 PM
10	1120	3/24/2015 5:07 PM
11	1134	3/24/2015 10:52 AM
12	1136	3/23/2015 10:39 PM
13	1187	3/23/2015 8:47 AM
14	1012	3/22/2015 4:11 PM
15	1162	3/21/2015 2:22 PM
16	1097	3/21/2015 12:20 PM
17	1071	3/21/2015 11:28 AM
18	1141	3/21/2015 1:53 AM
19	1193	3/20/2015 8:45 PM
20	1184	3/20/2015 6:16 PM
21	1053	3/20/2015 2:17 PM

Q2 Does a member of your household require Affordable Housing?

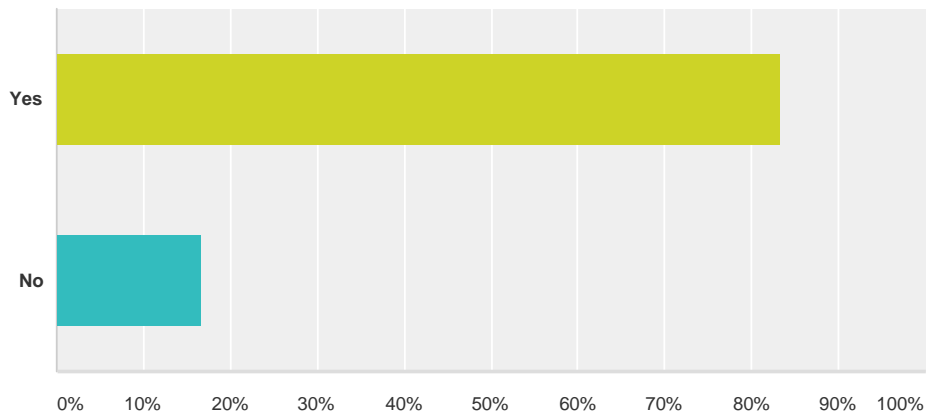
Answered: 24 Skipped: 0



Answer Choices	Responses	
Yes	25.00%	6
No	75.00%	18
Total		24

Q3 Does a member of your household live in the Parish?

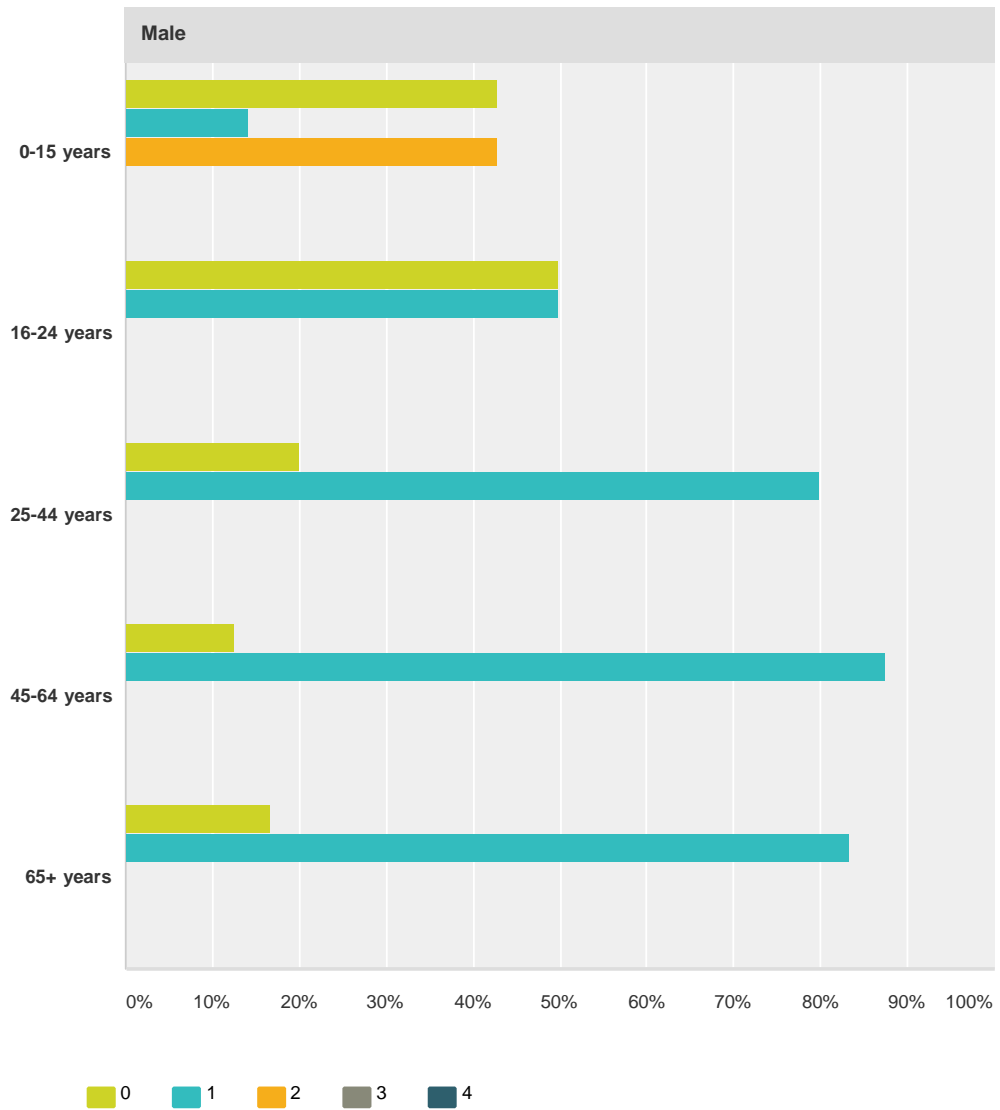
Answered: 18 Skipped: 6

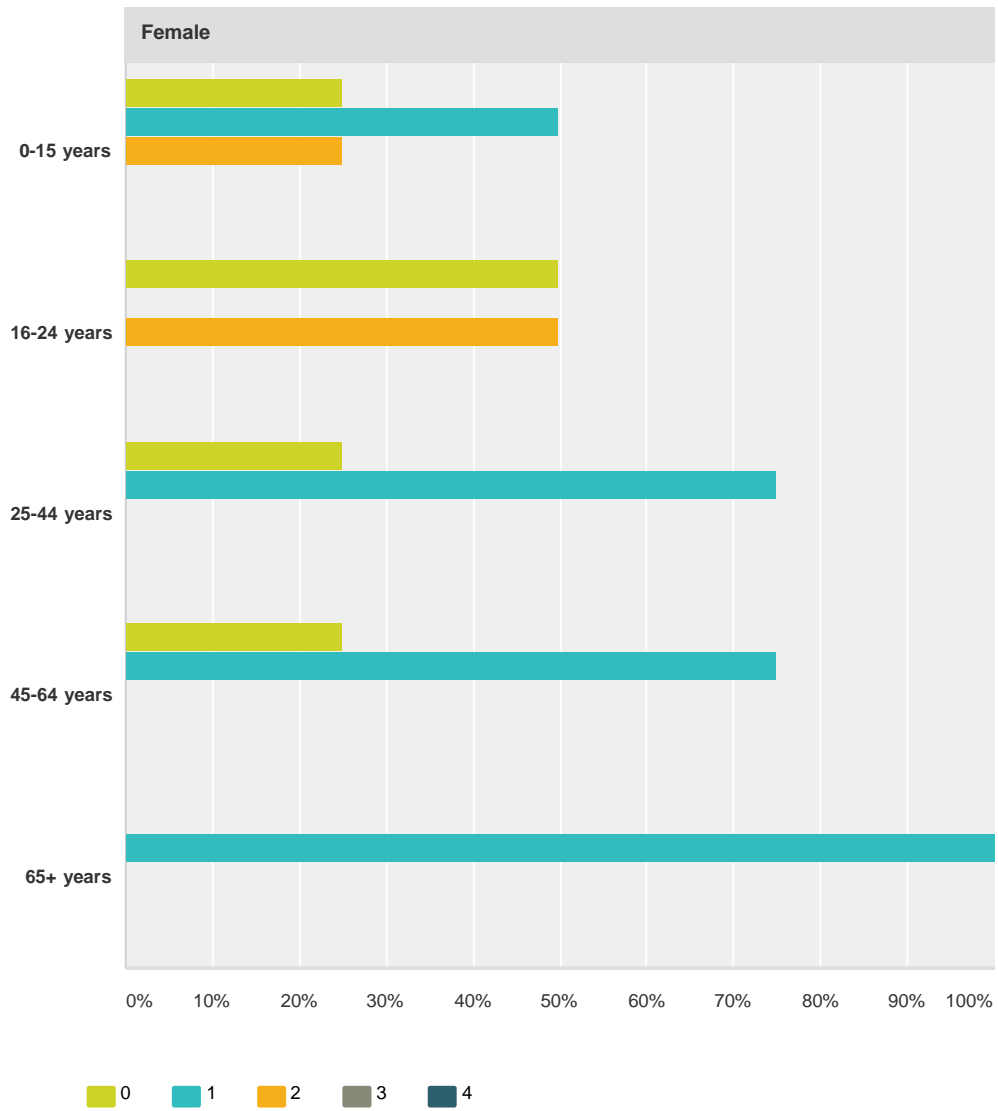


Answer Choices	Responses
Yes	83.33% 15
No	16.67% 3
Total	18

Q4 Please provide the number of people in the relevant age groups in your household below:

Answered: 15 Skipped: 9



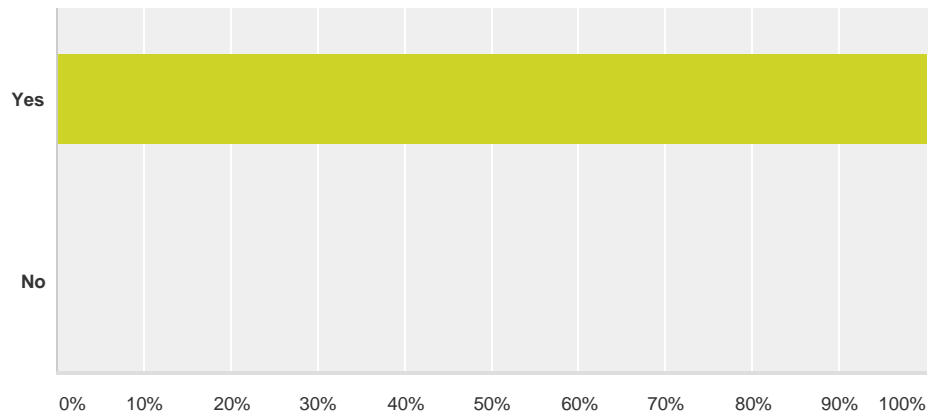


Male							
	0	1	2	3	4	Total	
0-15 years	42.86% 3	14.29% 1	42.86% 3	0.00% 0	0.00% 0	7	
16-24 years	50.00% 1	50.00% 1	0.00% 0	0.00% 0	0.00% 0	2	
25-44 years	20.00% 1	80.00% 4	0.00% 0	0.00% 0	0.00% 0	5	
45-64 years	12.50% 1	87.50% 7	0.00% 0	0.00% 0	0.00% 0	8	
65+ years	16.67% 1	83.33% 5	0.00% 0	0.00% 0	0.00% 0	6	
Female							
	0	1	2	3	4	Total	
0-15 years	25.00% 1	50.00% 2	25.00% 1	0.00% 0	0.00% 0	4	
16-24 years	50.00% 1	0.00% 0	50.00% 1	0.00% 0	0.00% 0	2	

25-44 years	25.00% 1	75.00% 3	0.00% 0	0.00% 0	0.00% 0	4
45-64 years	25.00% 1	75.00% 3	0.00% 0	0.00% 0	0.00% 0	4
65+ years	0.00% 0	100.00% 4	0.00% 0	0.00% 0	0.00% 0	4

Q5 Is your home in the Parish your main home?

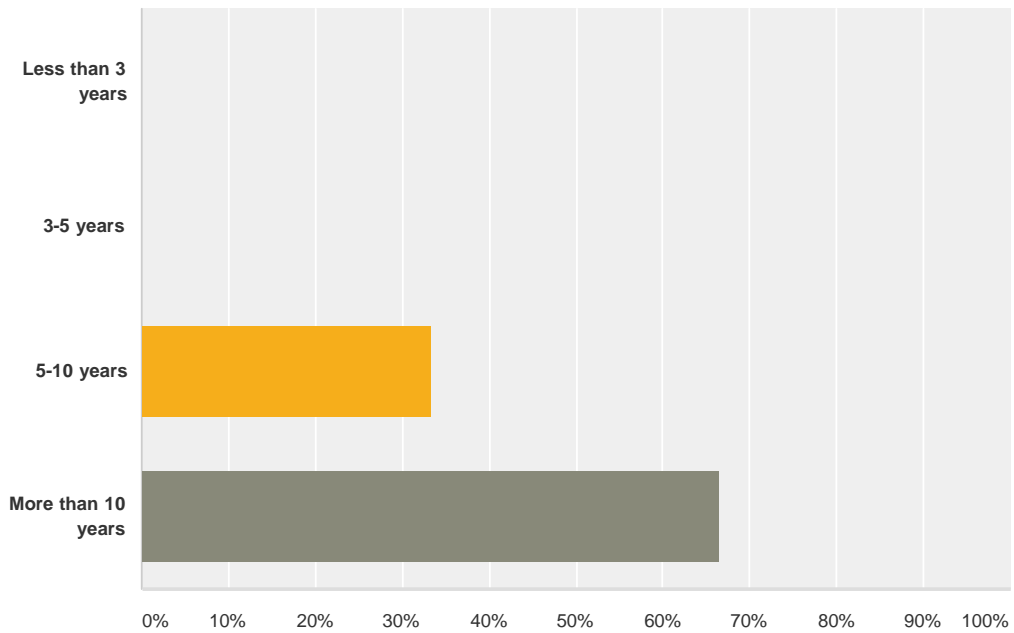
Answered: 15 Skipped: 9



Answer Choices	Responses
Yes	100.00% 15
No	0.00% 0
Total	15

Q6 How long have you lived at your present address?

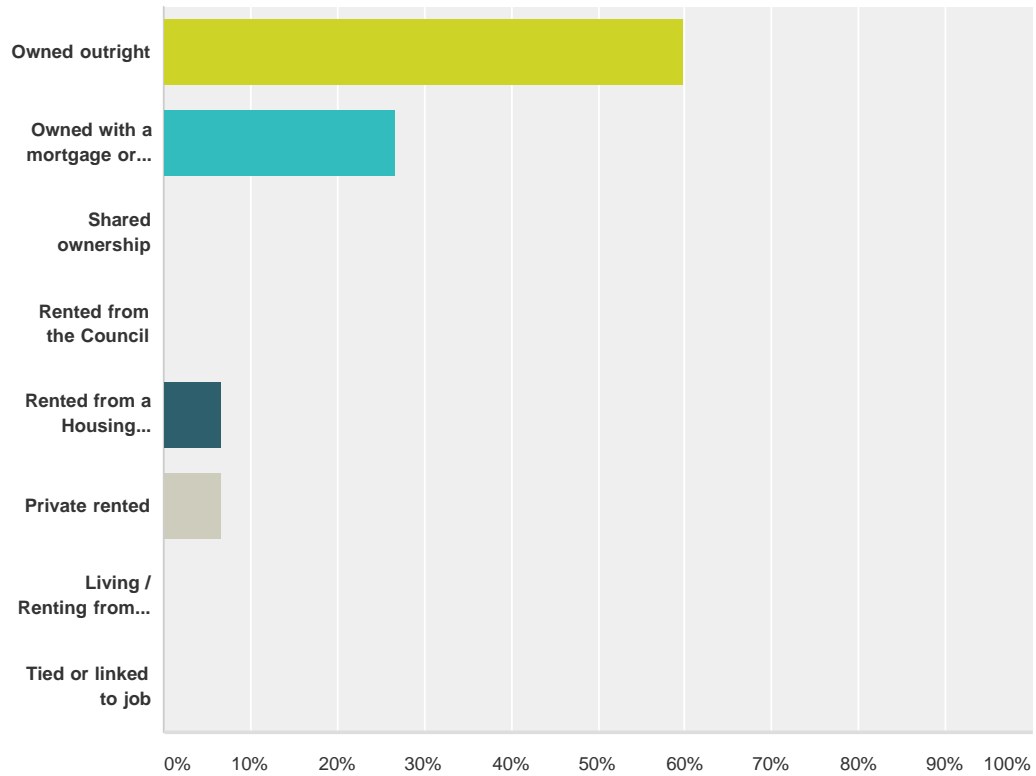
Answered: 15 Skipped: 9



Answer Choices	Responses
Less than 3 years	0.00% 0
3-5 years	0.00% 0
5-10 years	33.33% 5
More than 10 years	66.67% 10
Total	15

Q7 Do you own or rent your home?

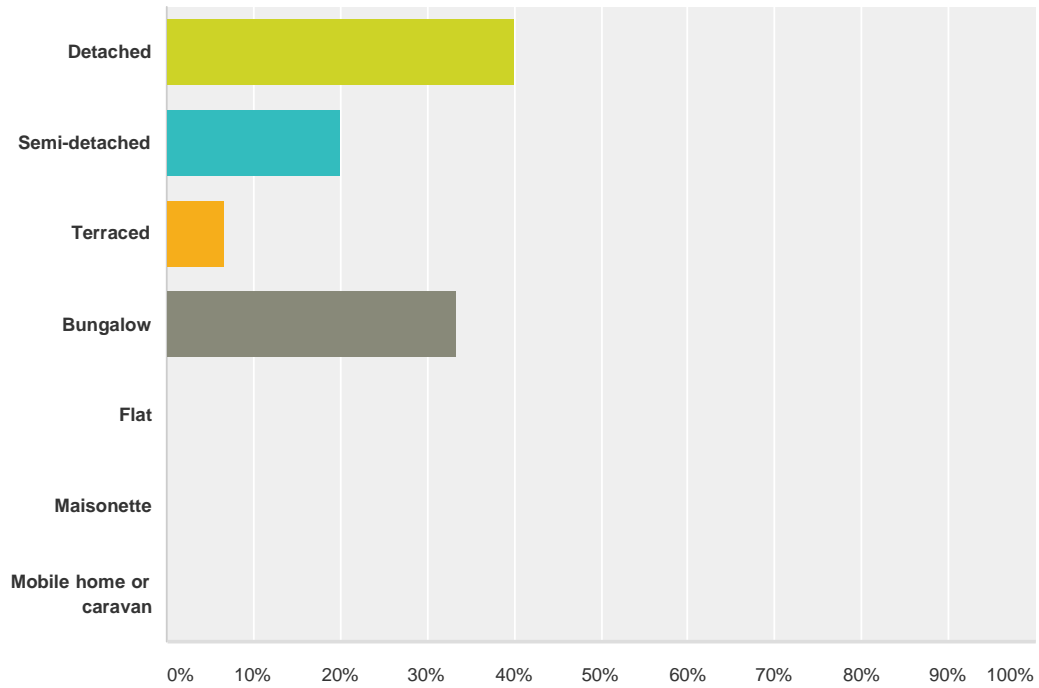
Answered: 15 Skipped: 9



Answer Choices	Responses
Owned outright	60.00% 9
Owned with a mortgage or loan	26.67% 4
Shared ownership	0.00% 0
Rented from the Council	0.00% 0
Rented from a Housing Association	6.67% 1
Private rented	6.67% 1
Living / Renting from a relative or friend	0.00% 0
Tied or linked to job	0.00% 0
Total	15

Q8 What type of home do you live in?

Answered: 15 Skipped: 9

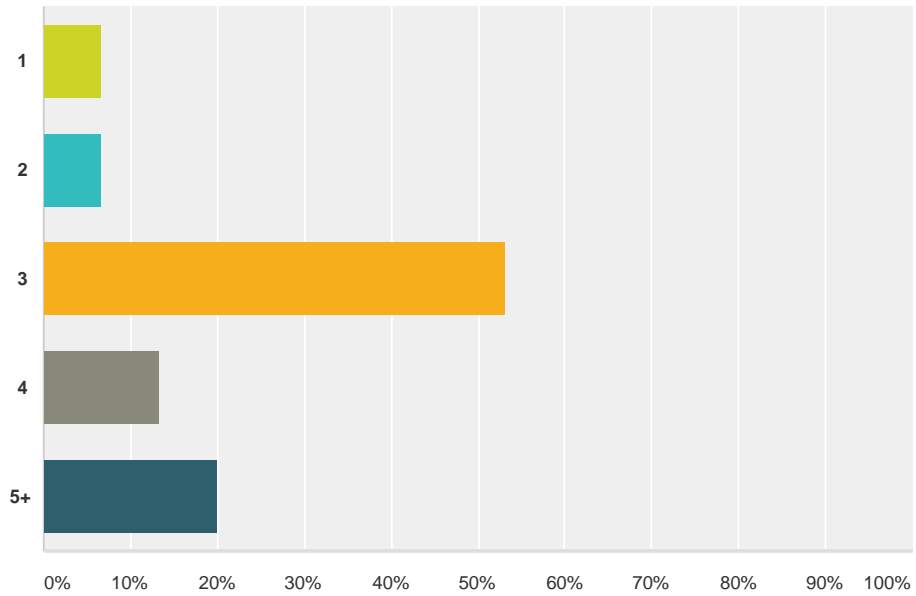


Answer Choices	Responses
Detached	40.00% 6
Semi-detached	20.00% 3
Terraced	6.67% 1
Bungalow	33.33% 5
Flat	0.00% 0
Maisonette	0.00% 0
Mobile home or caravan	0.00% 0
Total	15

#	Other (please specify)	Date
	There are no responses.	

Q9 How many bedrooms in your home?

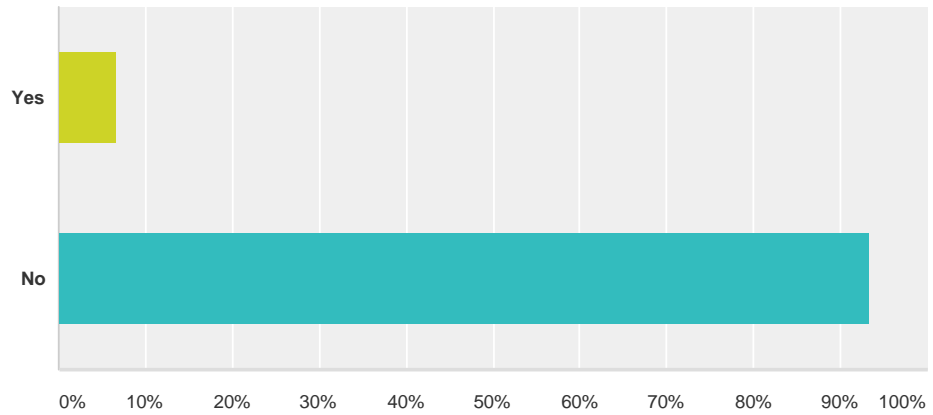
Answered: 15 Skipped: 9



Answer Choices	Responses
1	6.67% 1
2	6.67% 1
3	53.33% 8
4	13.33% 2
5+	20.00% 3
Total	15

Q10 Is your home adapted?

Answered: 15 Skipped: 9

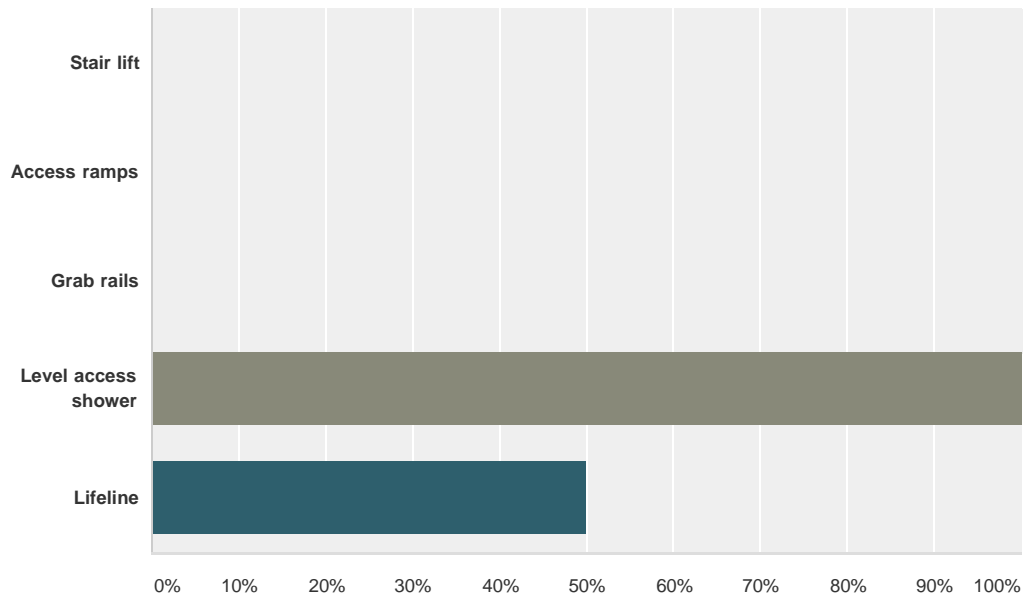


Answer Choices	Responses
Yes	6.67% 1
No	93.33% 14
Total	15

#	Other (please specify)	Date
	There are no responses.	

Q11 If so, please select the following adaptations that apply.

Answered: 2 Skipped: 22

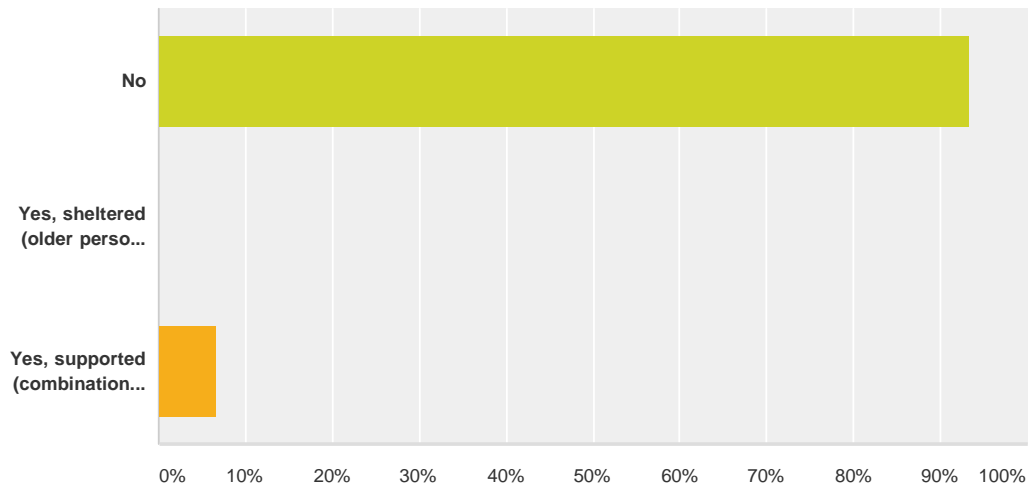


Answer Choices	Responses
Stair lift	0.00% 0
Access ramps	0.00% 0
Grab rails	0.00% 0
Level access shower	100.00% 2
Lifeline	50.00% 1
Total Respondents: 2	

#	Other (please specify)	Date
	There are no responses.	

Q12 Is your property sheltered or supported accommodation?

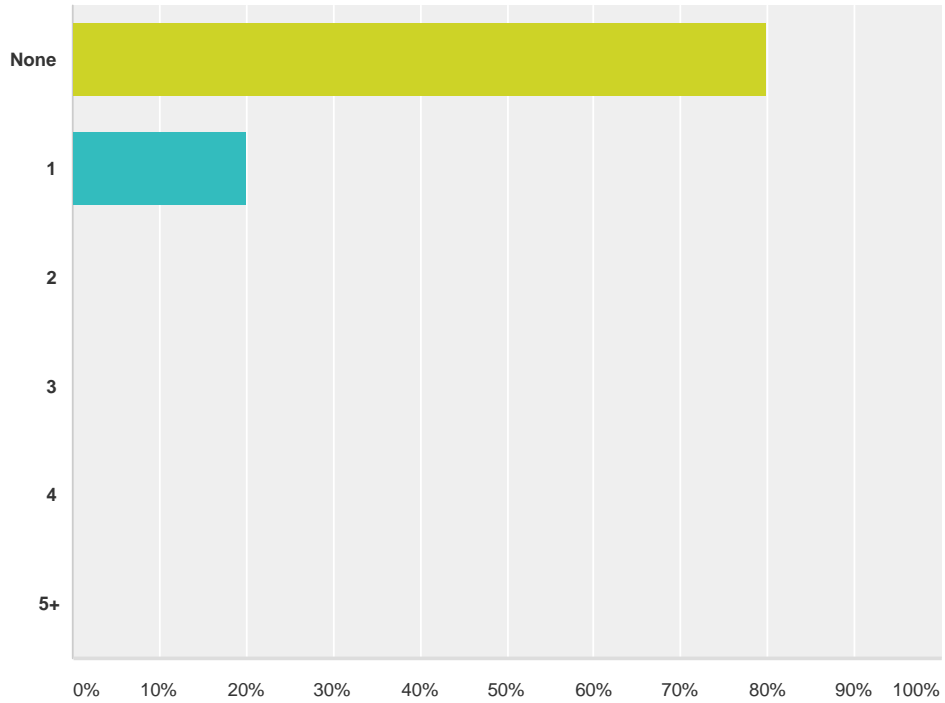
Answered: 15 Skipped: 9



Answer Choices	Responses
No	93.33% 14
Yes, sheltered (older persons accommodation, generally with a scheme manager)	0.00% 0
Yes, supported (combination of housing and support services provided)	6.67% 1
Total	15

Q13 Have any members of your household moved out of the parish in the last 5 years? If so, how many?

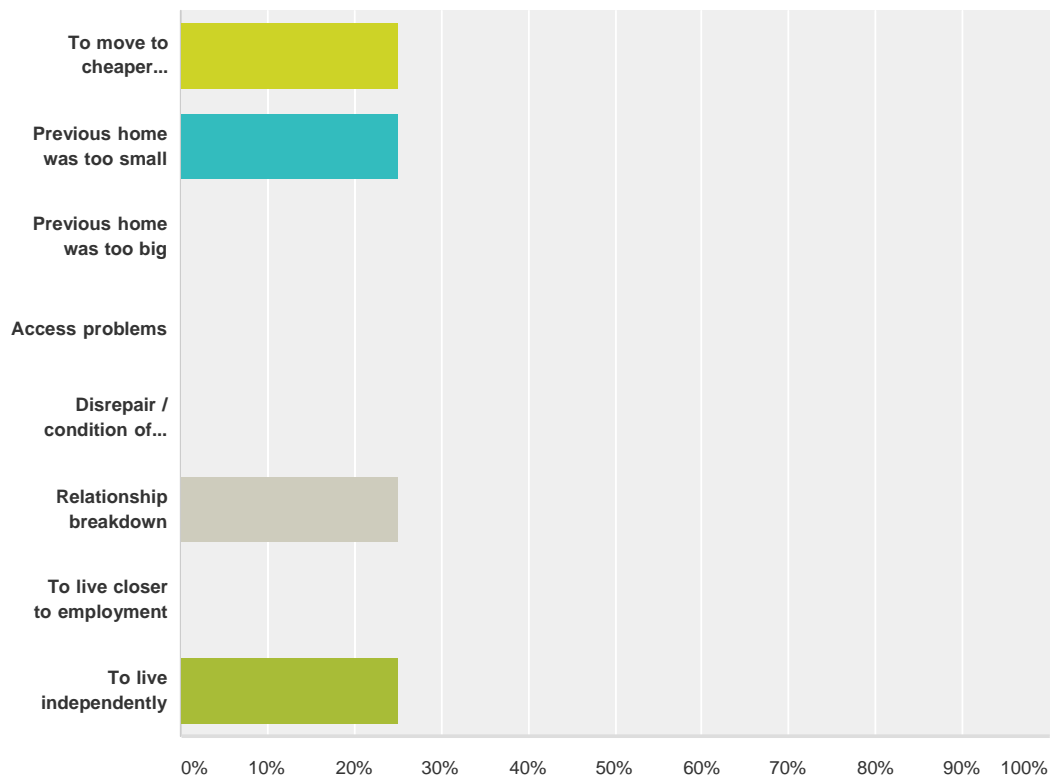
Answered: 15 Skipped: 9



Answer Choices	Responses	
None	80.00%	12
1	20.00%	3
2	0.00%	0
3	0.00%	0
4	0.00%	0
5+	0.00%	0
Total		15

Q14 Please indicate their reason(s) for moving out of the parish?

Answered: 4 Skipped: 20

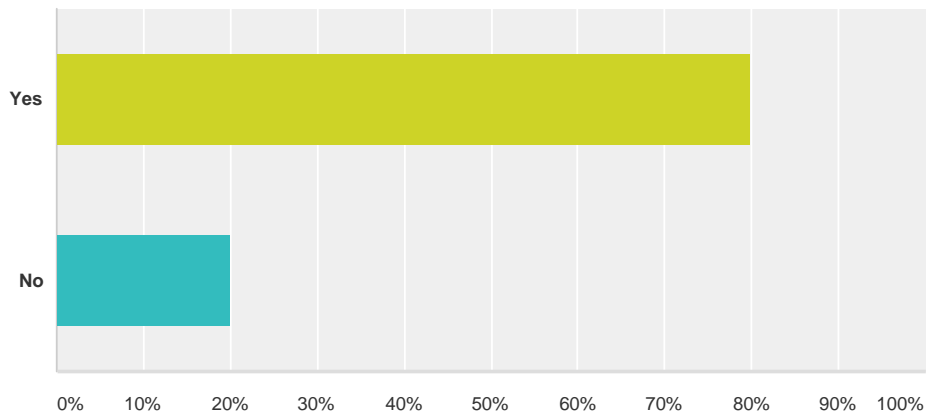


Answer Choices	Responses
To move to cheaper accommodation	25.00% 1
Previous home was too small	25.00% 1
Previous home was too big	0.00% 0
Access problems	0.00% 0
Disrepair / condition of home	0.00% 0
Relationship breakdown	25.00% 1
To live closer to employment	0.00% 0
To live independently	25.00% 1
Total Respondents: 4	

#	Other (please specify)	Date
	There are no responses.	

Q15 Would you like to comment on Affordable Housing in the Parish?

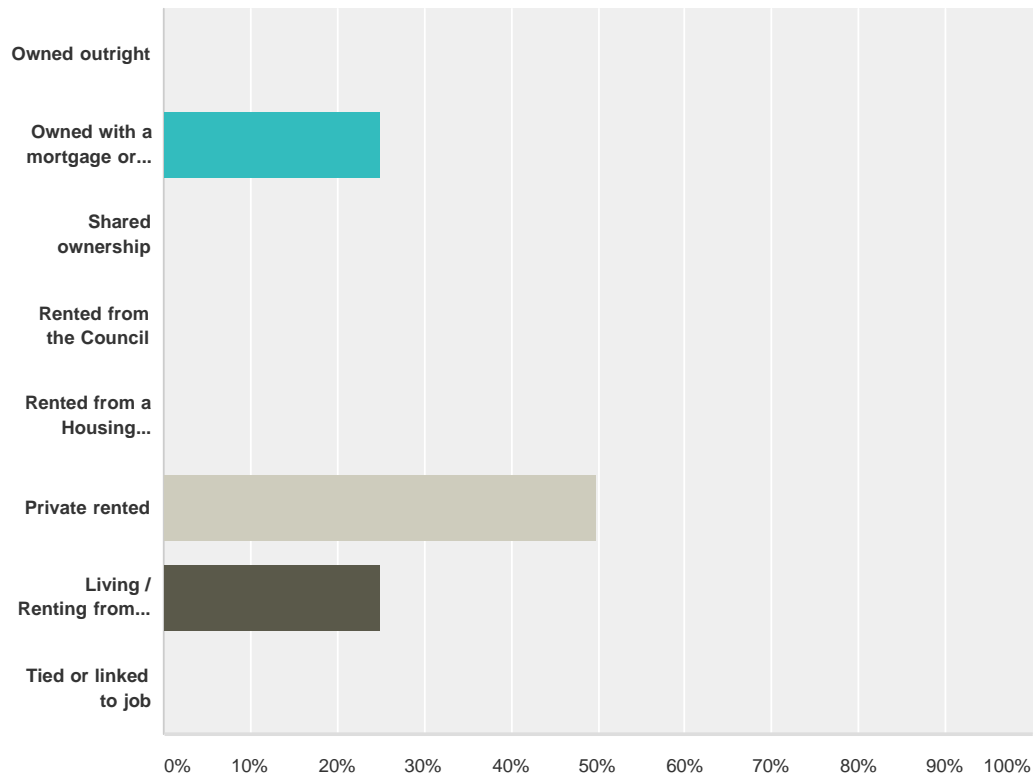
Answered: 15 Skipped: 9



Answer Choices	Responses	
Yes	80.00%	12
No	20.00%	3
Total		15

Q16 Does the household needing to move own or rent their home?

Answered: 4 Skipped: 20

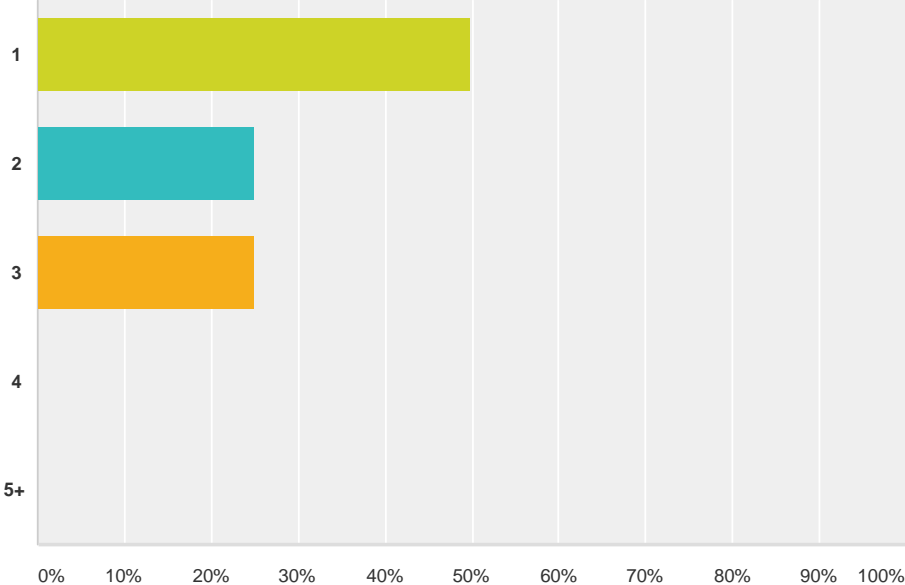


Answer Choices	Responses
Owned outright	0.00% 0
Owned with a mortgage or loan	25.00% 1
Shared ownership	0.00% 0
Rented from the Council	0.00% 0
Rented from a Housing Association	0.00% 0
Private rented	50.00% 2
Living / Renting from a relative or friend	25.00% 1
Tied or linked to job	0.00% 0
Total	4

#	Other (please specify)	Date
1	Unknown	11/10/2015 11:20 AM

Q17 How many bedrooms does the household needing to move have access to?

Answered: 4 Skipped: 20

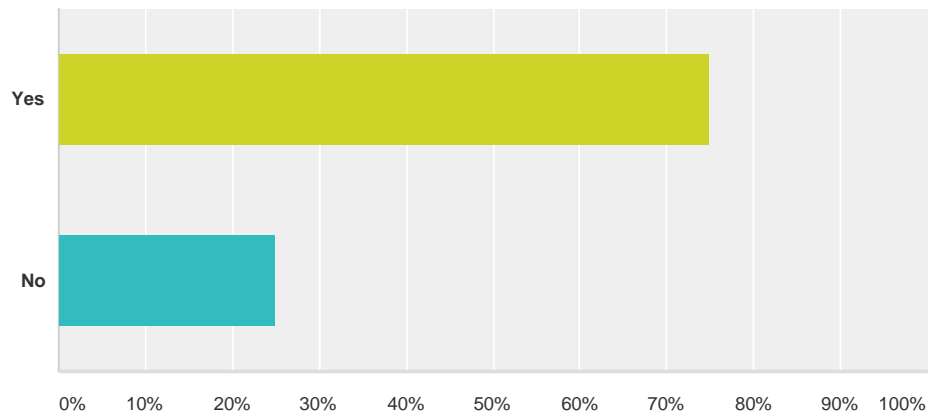


Answer Choices	Responses
1	50.00% 2
2	25.00% 1
3	25.00% 1
4	0.00% 0
5+	0.00% 0
Total	4

#	Other (please specify)	Date
	There are no responses.	

Q18 Does the member of the household needing to move, live in the parish?

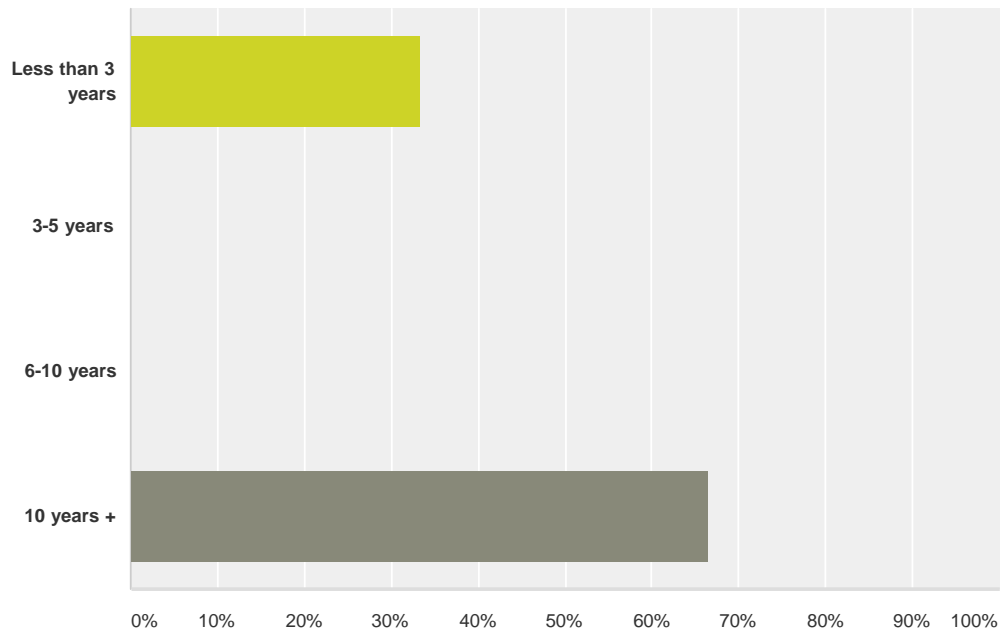
Answered: 4 Skipped: 20



Answer Choices	Responses	
Yes	75.00%	3
No	25.00%	1
Total		4

Q19 If so, how long has the member of your household lived in the parish?

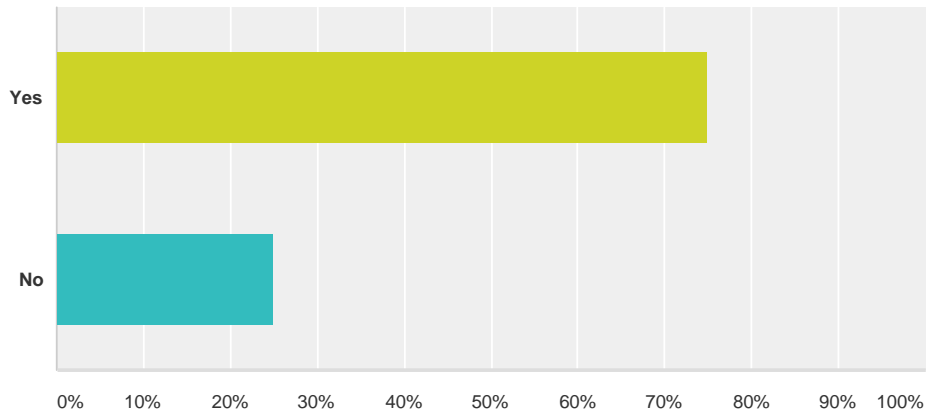
Answered: 3 Skipped: 21



Answer Choices	Responses	
Less than 3 years	33.33%	1
3-5 years	0.00%	0
6-10 years	0.00%	0
10 years +	66.67%	2
Total		3

Q20 Does the member of the household needing to move, work for 16 hours or more (not including seasonal employment) in the parish?

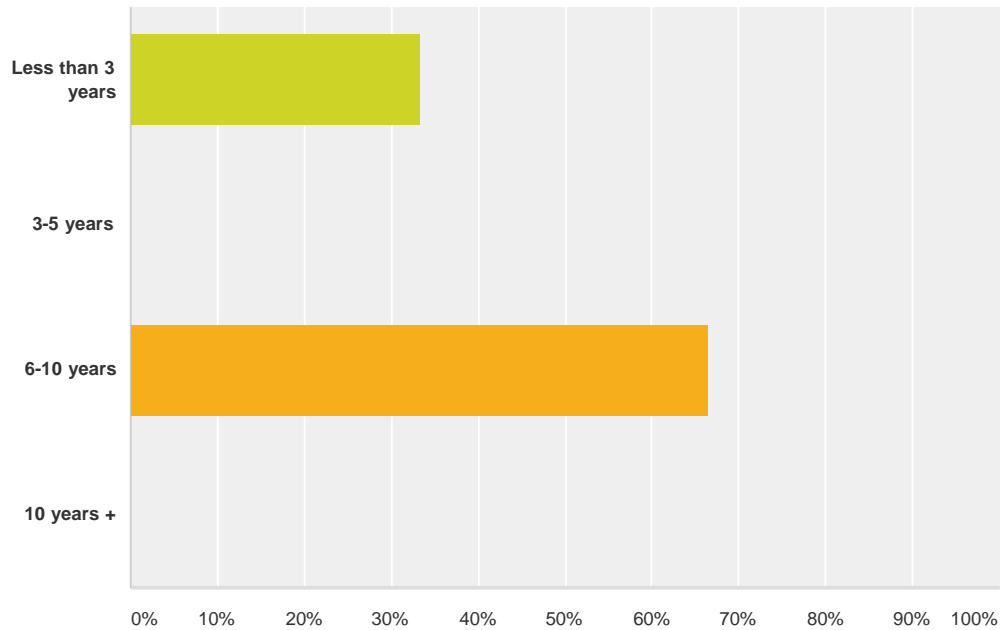
Answered: 4 Skipped: 20



Answer Choices	Responses	
Yes	75.00%	3
No	25.00%	1
Total		4

Q21 If so, how long has the member of your household worked for 16 hours or more (not including seasonal employment) in the parish?

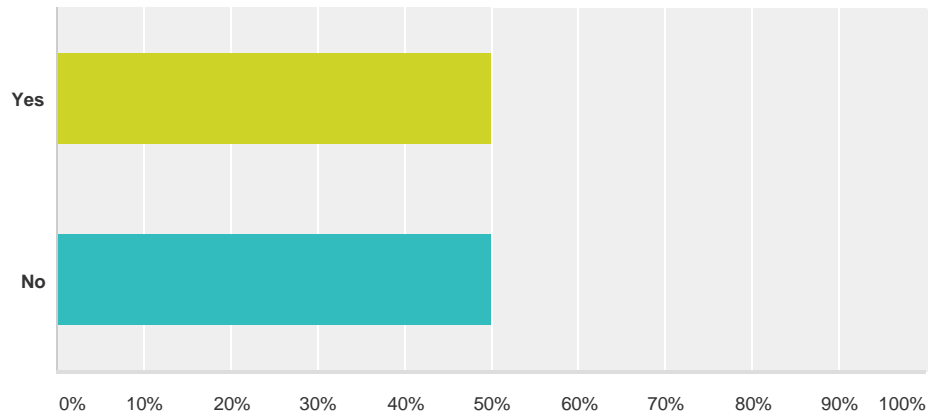
Answered: 3 Skipped: 21



Answer Choices	Responses	
Less than 3 years	33.33%	1
3-5 years	0.00%	0
6-10 years	66.67%	2
10 years +	0.00%	0
Total		3

Q22 Has the member of the household needing to move, previously lived in the parish?

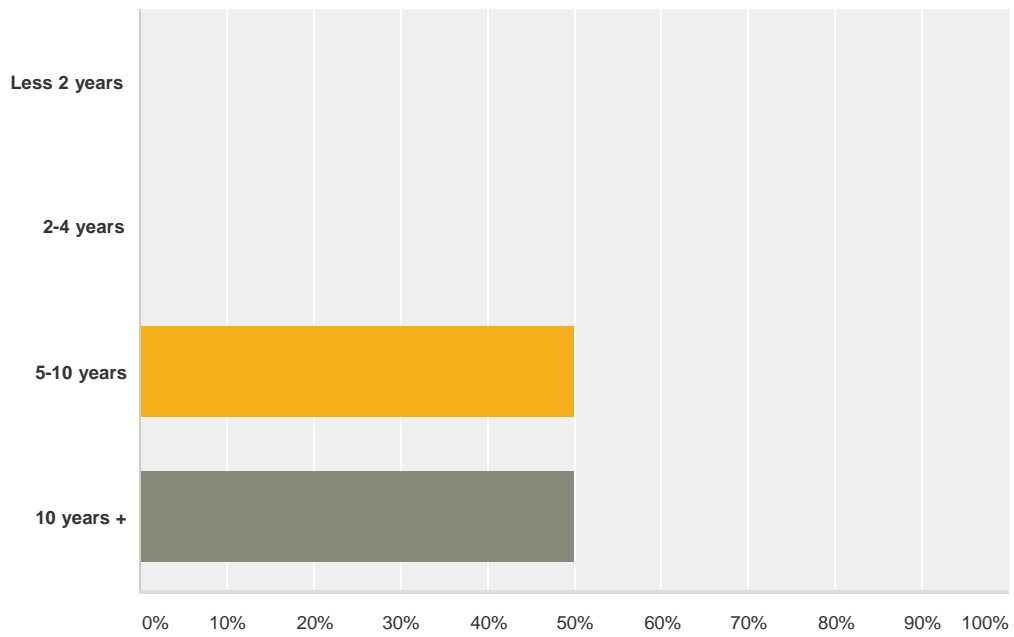
Answered: 4 Skipped: 20



Answer Choices	Responses
Yes	50.00% 2
No	50.00% 2
Total	4

Q23 If so, how long had the member of your household lived in the parish?

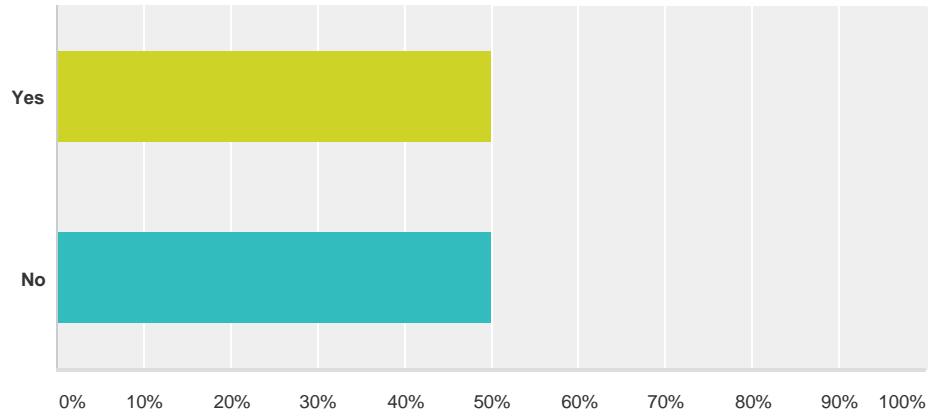
Answered: 2 Skipped: 22



Answer Choices	Responses
Less 2 years	0.00% 0
2-4 years	0.00% 0
5-10 years	50.00% 1
10 years +	50.00% 1
Total	2

Q24 Does the member of the household needing to move, have a family member living in the parish?

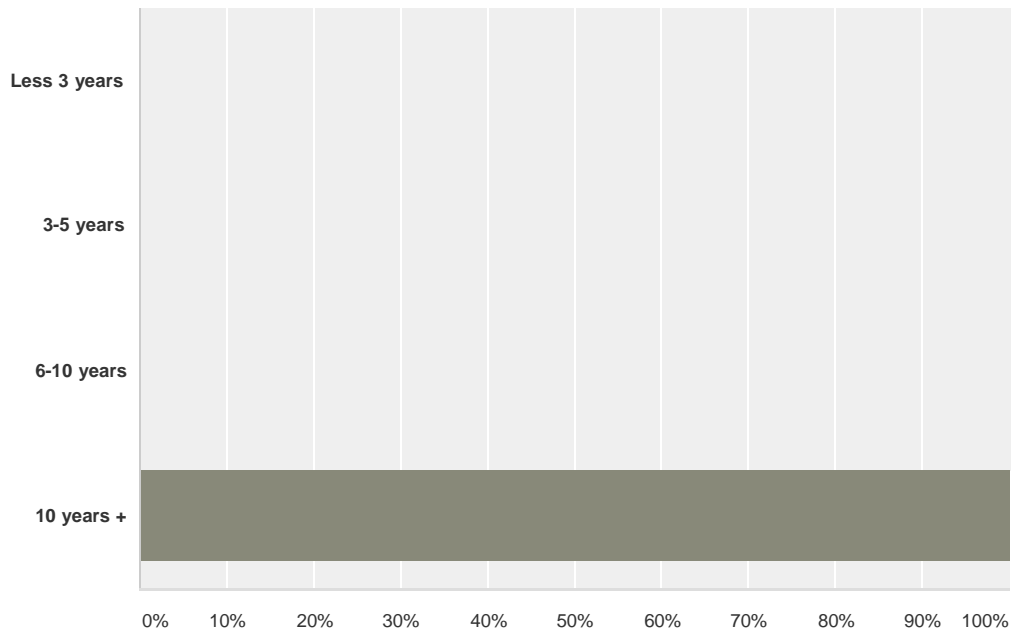
Answered: 4 Skipped: 20



Answer Choices	Responses	Count
Yes	50.00%	2
No	50.00%	2
Total		4

Q25 If so, how long has the family member lived in the parish?

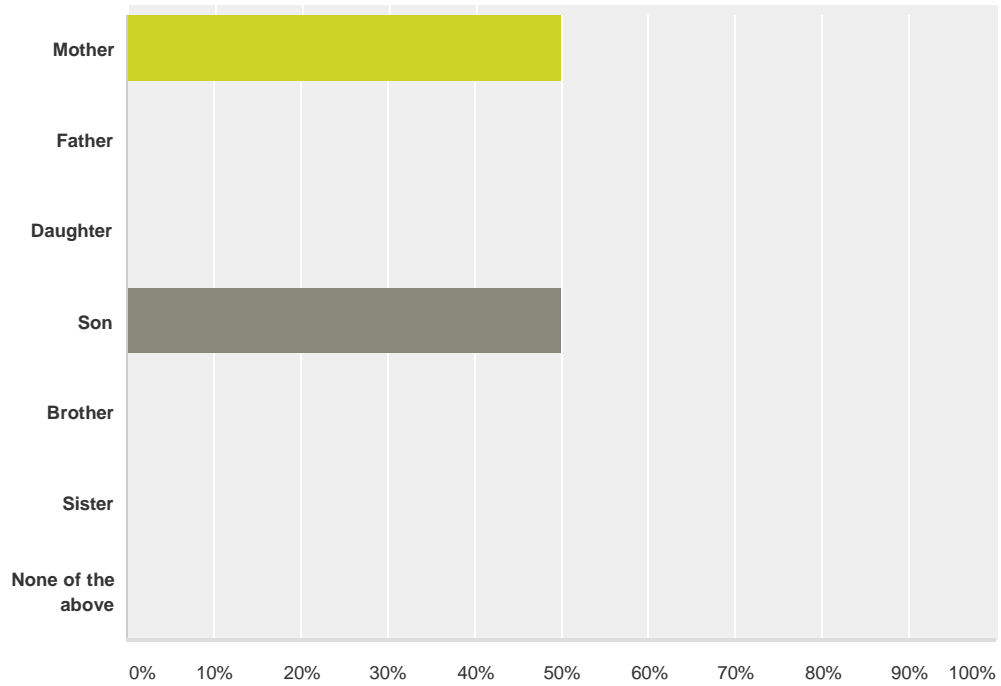
Answered: 2 Skipped: 22



Answer Choices	Responses
Less 3 years	0.00% 0
3-5 years	0.00% 0
6-10 years	0.00% 0
10 years +	100.00% 2
Total	2

Q26 Family member's relationship to you?

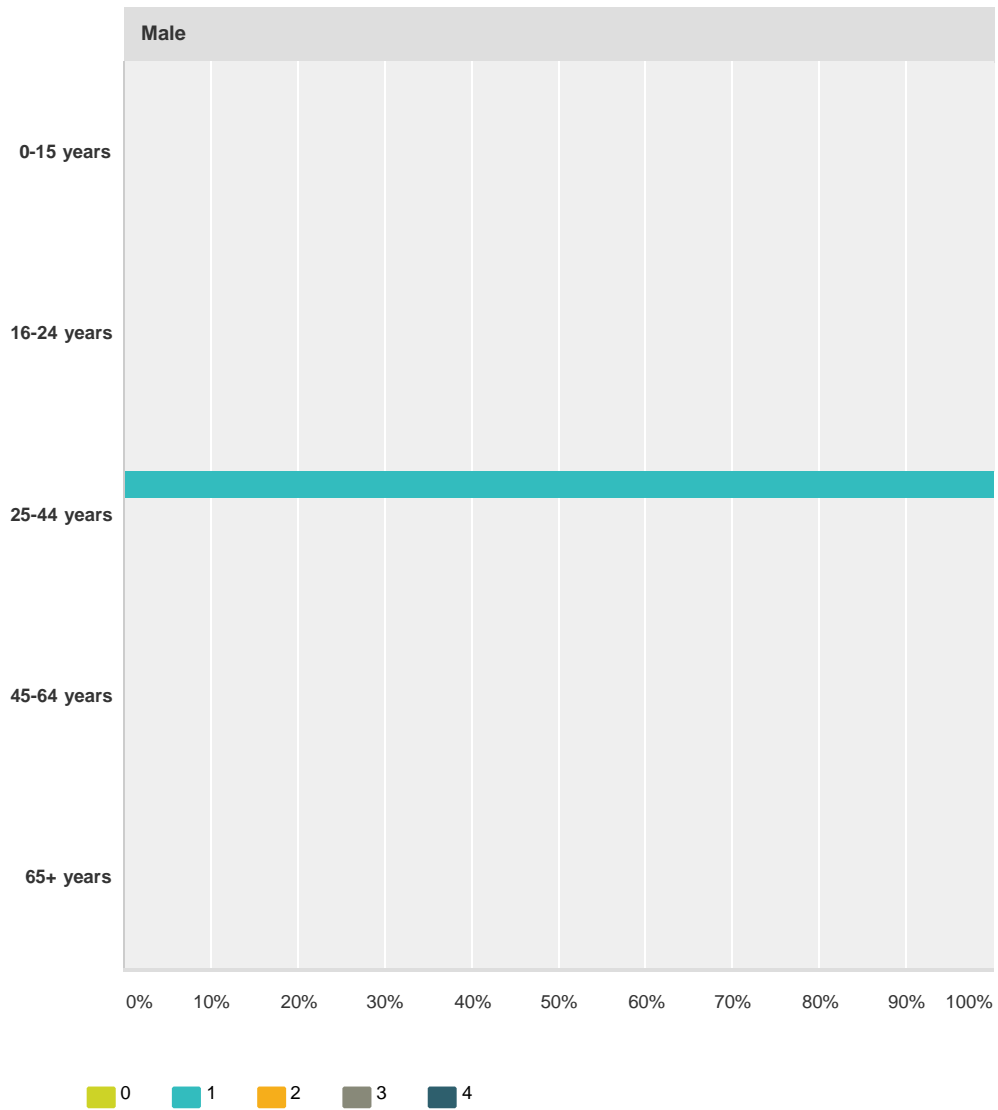
Answered: 2 Skipped: 22

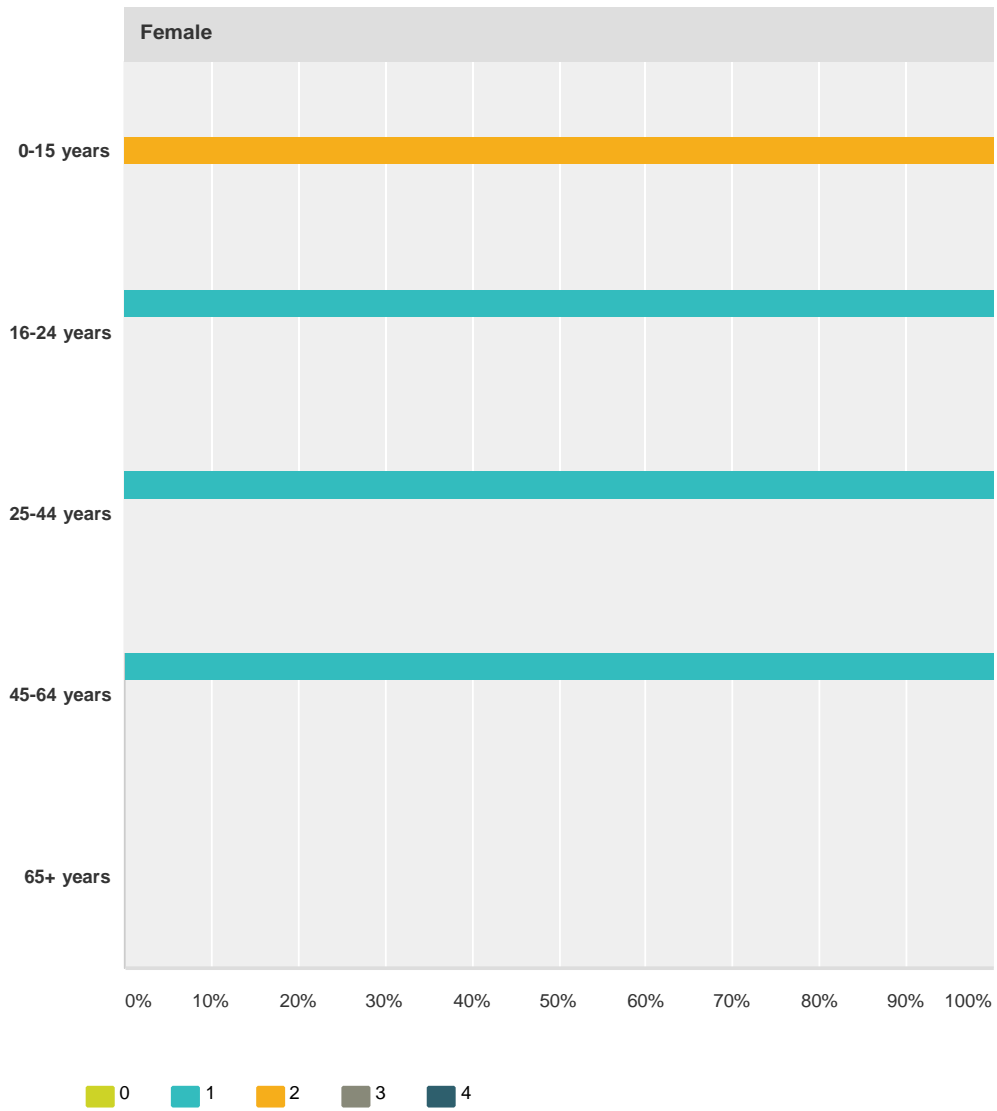


Answer Choices	Responses	Count
Mother	50.00%	1
Father	0.00%	0
Daughter	0.00%	0
Son	50.00%	1
Brother	0.00%	0
Sister	0.00%	0
None of the above	0.00%	0
Total		2

Q27 Please provide the number of people in the relevant age groups in the household needing to move below:

Answered: 4 Skipped: 20



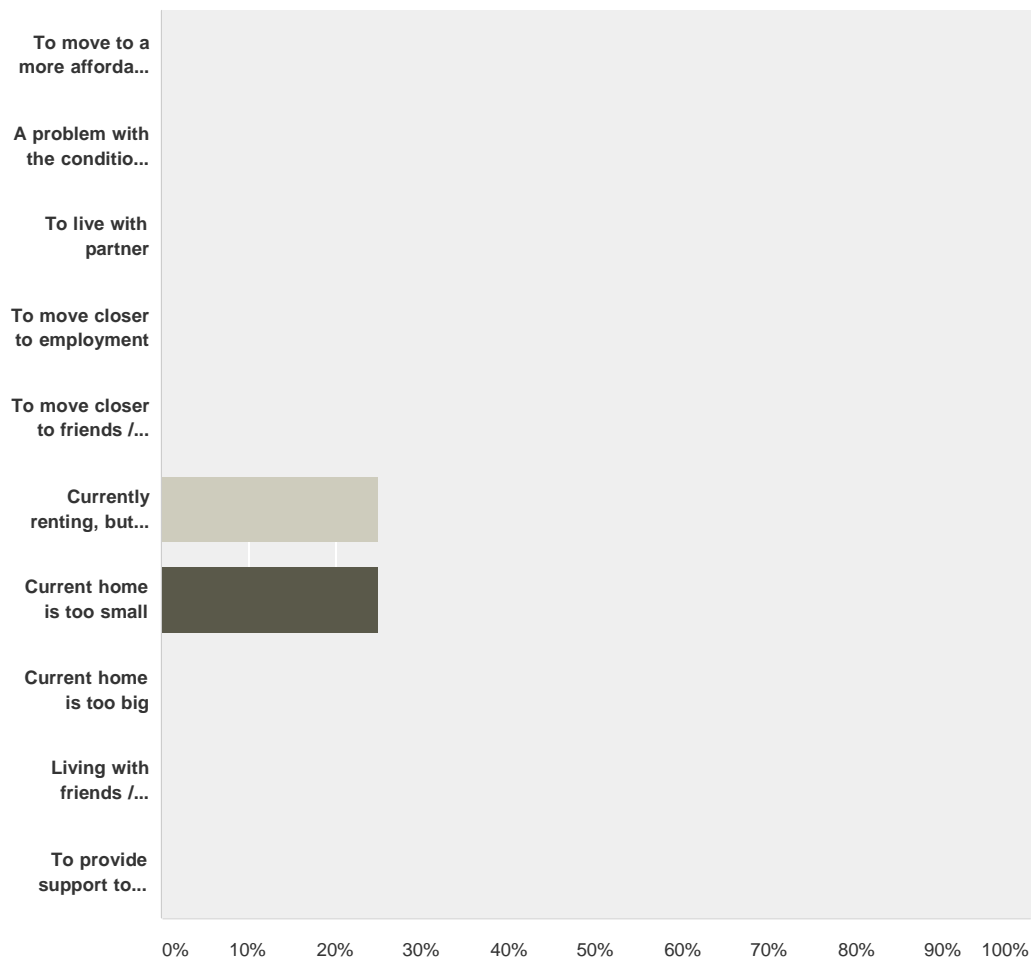


Male						
	0	1	2	3	4	Total
0-15 years	0.00% 0	0.00% 0	0.00% 0	0.00% 0	0.00% 0	0
16-24 years	0.00% 0	0.00% 0	0.00% 0	0.00% 0	0.00% 0	0
25-44 years	0.00% 0	100.00% 2	0.00% 0	0.00% 0	0.00% 0	2
45-64 years	0.00% 0	0.00% 0	0.00% 0	0.00% 0	0.00% 0	0
65+ years	0.00% 0	0.00% 0	0.00% 0	0.00% 0	0.00% 0	0
Female						
	0	1	2	3	4	Total
0-15 years	0.00% 0	0.00% 0	100.00% 1	0.00% 0	0.00% 0	1
16-24 years	0.00% 0	100.00% 1	0.00% 0	0.00% 0	0.00% 0	1

25-44 years	0.00% 0	100.00% 1	0.00% 0	0.00% 0	0.00% 0	1
45-64 years	0.00% 0	100.00% 1	0.00% 0	0.00% 0	0.00% 0	1
65+ years	0.00% 0	0.00% 0	0.00% 0	0.00% 0	0.00% 0	0

Q28 Why does the household need to move? Please select reason(s).

Answered: 4 Skipped: 20



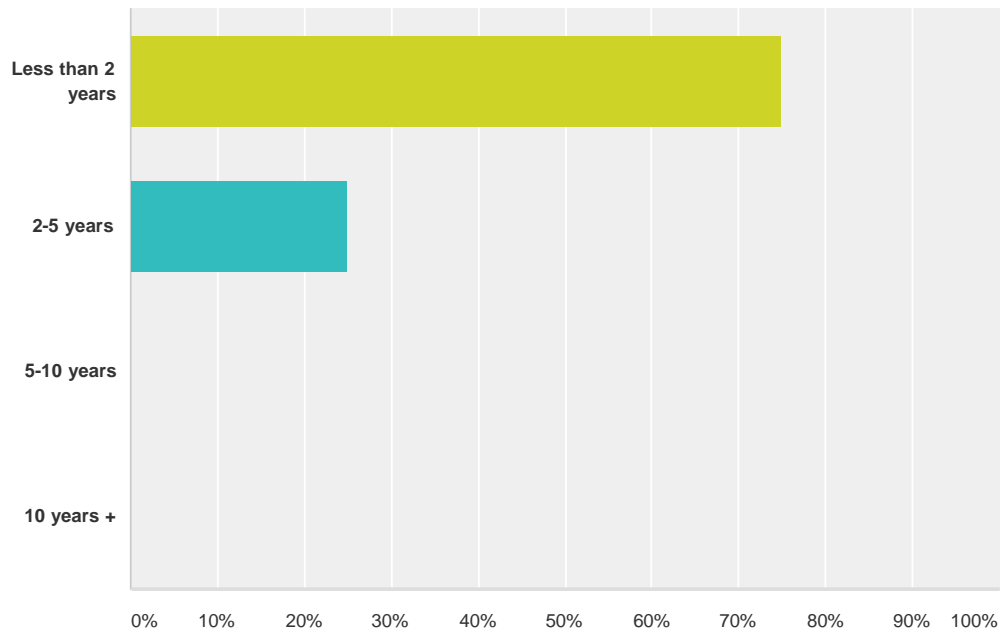
Answer Choices	Responses
To move to a more affordable home	0.00% 0
A problem with the condition of the home	0.00% 0
To live with partner	50.00% 2
To move closer to employment	0.00% 0
To move closer to friends / family	0.00% 0
Currently renting, but would like to buy	25.00% 1
Current home is too small	25.00% 1
Current home is too big	0.00% 0
Living with friends / family and would like to live independently	50.00% 2
To provide support to family member	0.00% 0

Total Respondents: 4	
-----------------------------	--

#	Other (please specify)	Date
1	Domestic Situation	11/10/2015 11:22 AM

Q29 When does the household need to move?

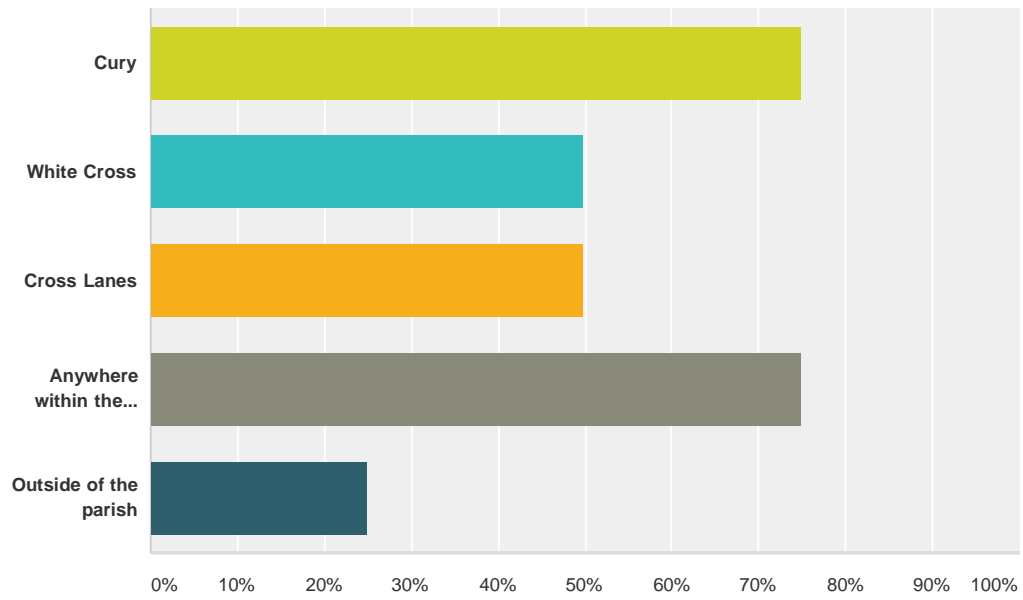
Answered: 4 Skipped: 20



Answer Choices	Responses	Count
Less than 2 years	75.00%	3
2-5 years	25.00%	1
5-10 years	0.00%	0
10 years +	0.00%	0
Total		4

Q30 Where would the household like to live?

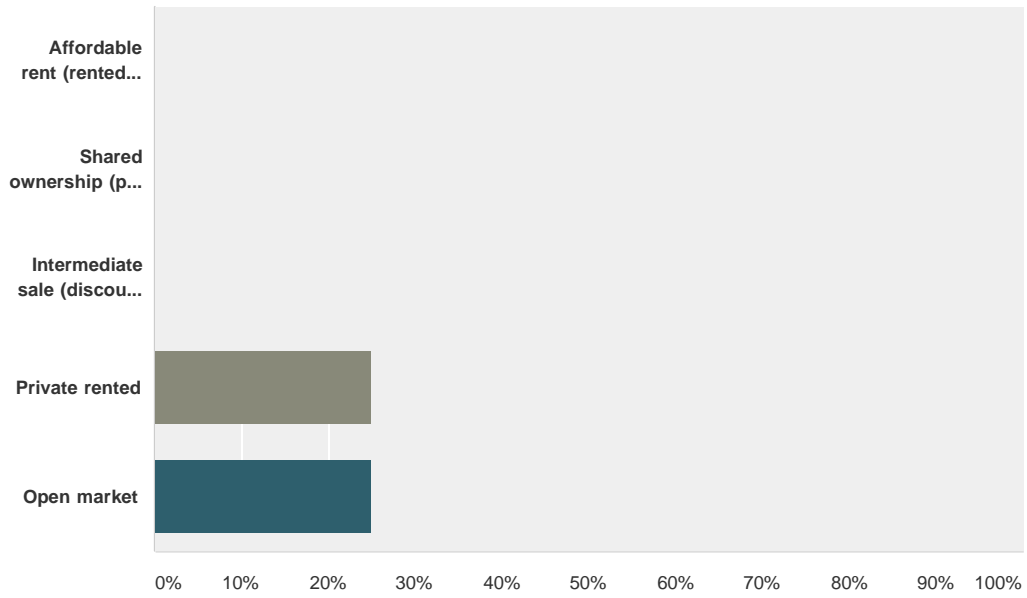
Answered: 4 Skipped: 20



Answer Choices	Responses
Cury	75.00% 3
White Cross	50.00% 2
Cross Lanes	50.00% 2
Anywhere within the parish	75.00% 3
Outside of the parish	25.00% 1
Total Respondents: 4	

Q31 What type(s) of housing is suitable for the household need?

Answered: 4 Skipped: 20

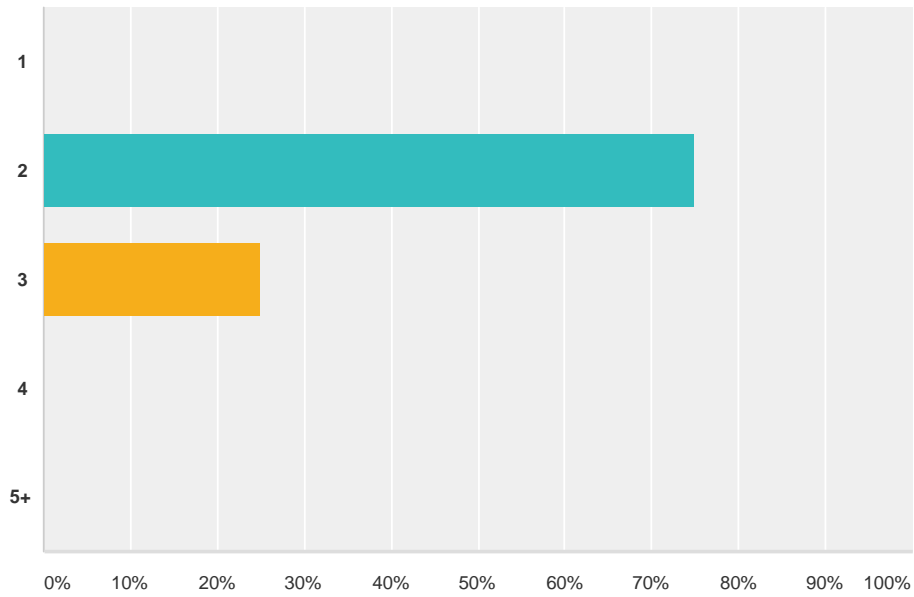


Answer Choices	Responses
Affordable rent (rented housing through a Housing Association or Council)	50.00% 2
Shared ownership (part buy part rent, normally provided by a Housing Association)	0.00% 0
Intermediate sale (discount from open market, normally provided by a private developer)	50.00% 2
Private rented	25.00% 1
Open market	25.00% 1
Total Respondents: 4	

#	Other (please specify)	Date
	There are no responses.	

Q32 How many bedrooms does the household need to accommodate the household members moving with them?

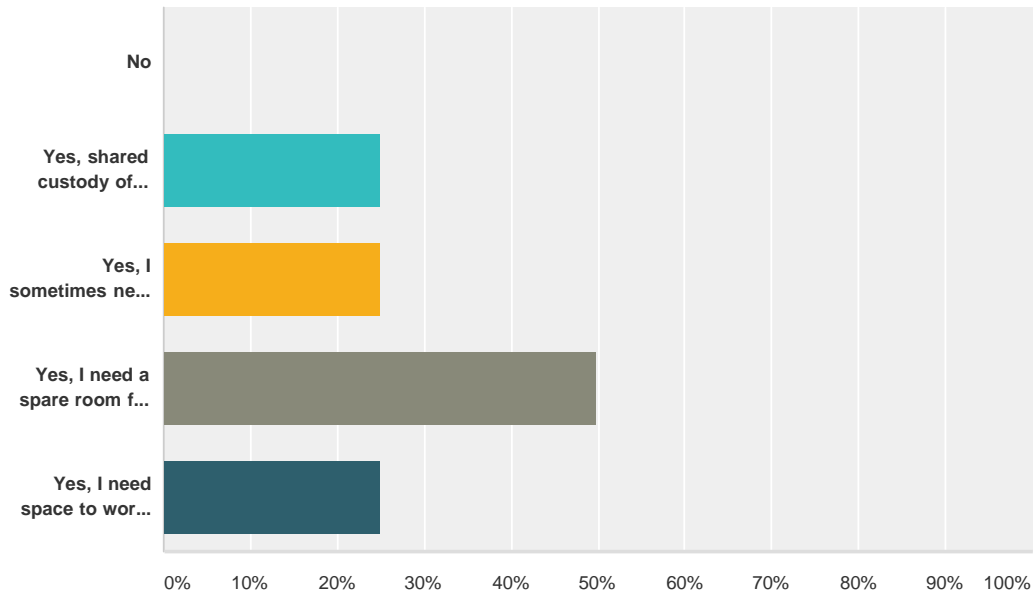
Answered: 4 Skipped: 20



Answer Choices	Responses
1	0.00% 0
2	75.00% 3
3	25.00% 1
4	0.00% 0
5+	0.00% 0
Total	4

Q33 Does the household need additional bedroom(s) to provide extra space? Please select all that apply.

Answered: 4 Skipped: 20

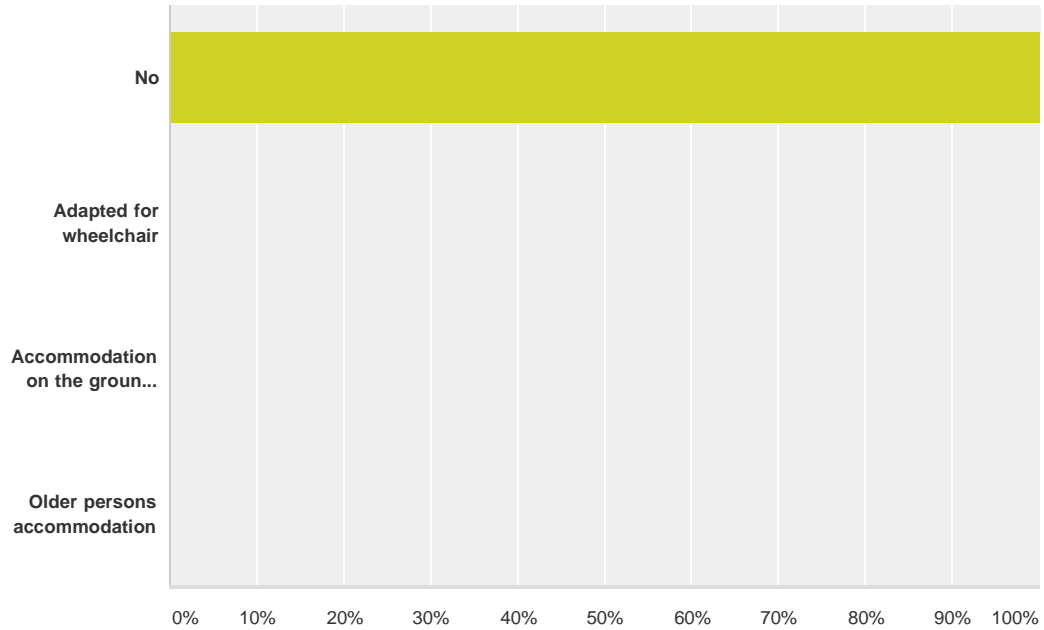


Answer Choices	Responses
No	0.00% 0
Yes, shared custody of child or children	25.00% 1
Yes, I sometimes need someone to stay with me to provide care / support	25.00% 1
Yes, I need a spare room for friends and family to visit	50.00% 2
Yes, I need space to work from home	25.00% 1
Total Respondents: 4	

#	Other (please specify)	Date
	There are no responses.	

Q34 Does anyone in the household have specific housing requirements? Please select all that apply.

Answered: 4 Skipped: 20

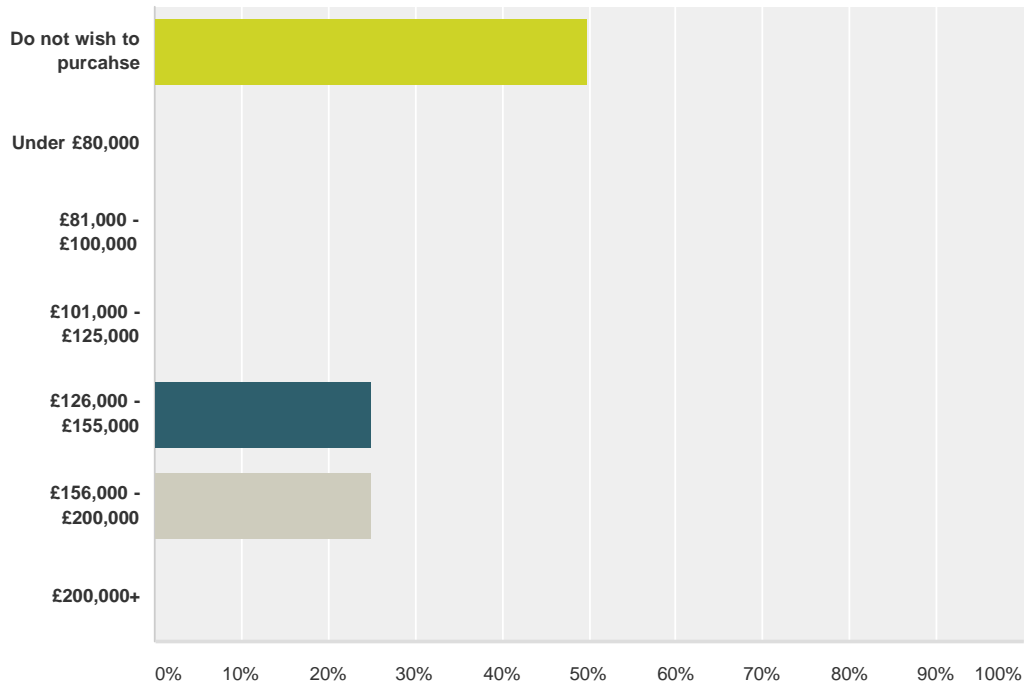


Answer Choices	Responses	
No	100.00%	4
Adapted for wheelchair	0.00%	0
Accommodation on the ground floor	0.00%	0
Older persons accommodation	0.00%	0
Total Respondents: 4		

#	Other (please specify)	Date
	There are no responses.	

Q35 If purchasing, what is the maximum price range the household can afford?

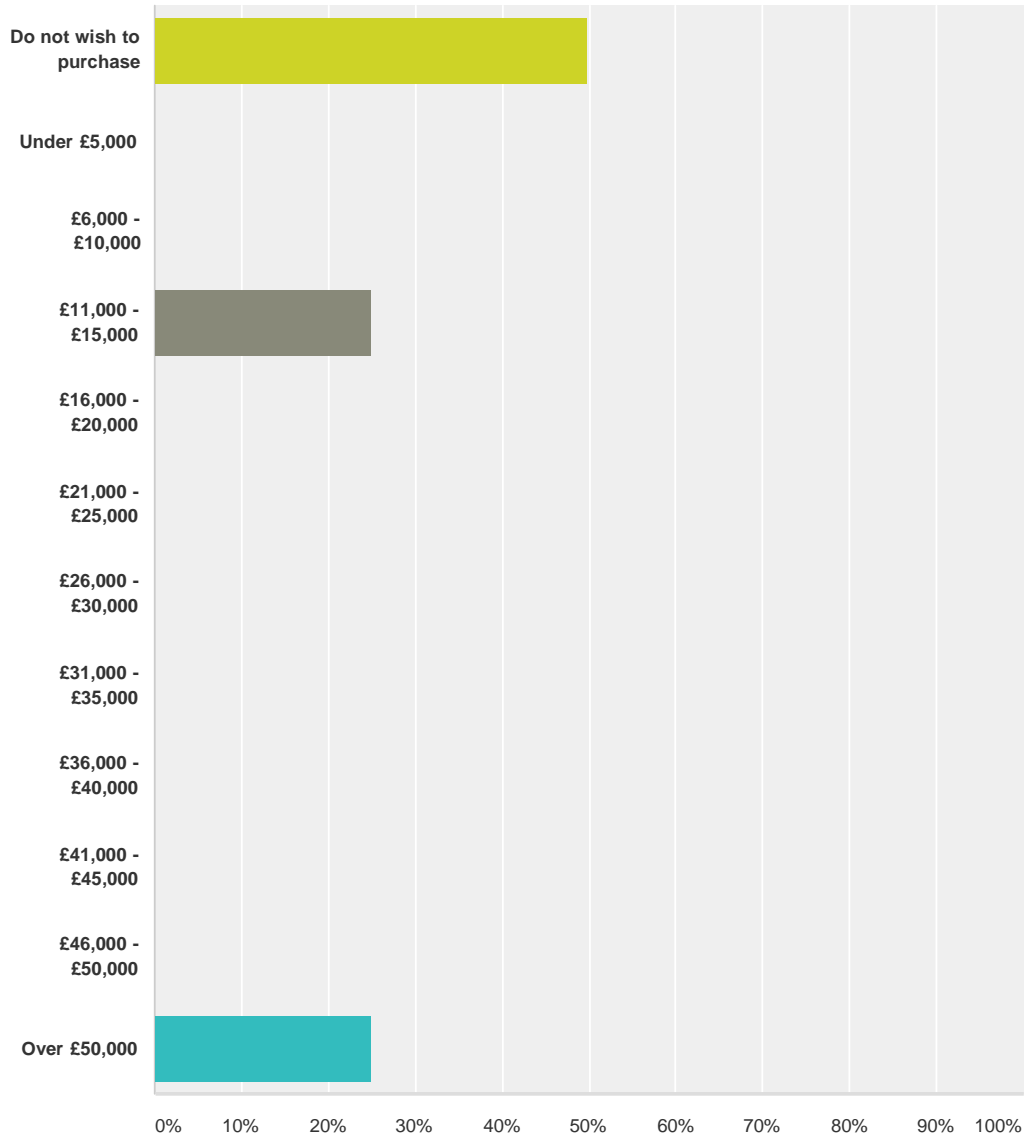
Answered: 4 Skipped: 20



Answer Choices	Responses	Count
Do not wish to purchase	50.00%	2
Under £80,000	0.00%	0
£81,000 - £100,000	0.00%	0
£101,000 - £125,000	0.00%	0
£126,000 - £155,000	25.00%	1
£156,000 - £200,000	25.00%	1
£200,000+	0.00%	0
Total		4

Q36 If purchasing, how much approximately could the household initially put into the property as a deposit?

Answered: 4 Skipped: 20

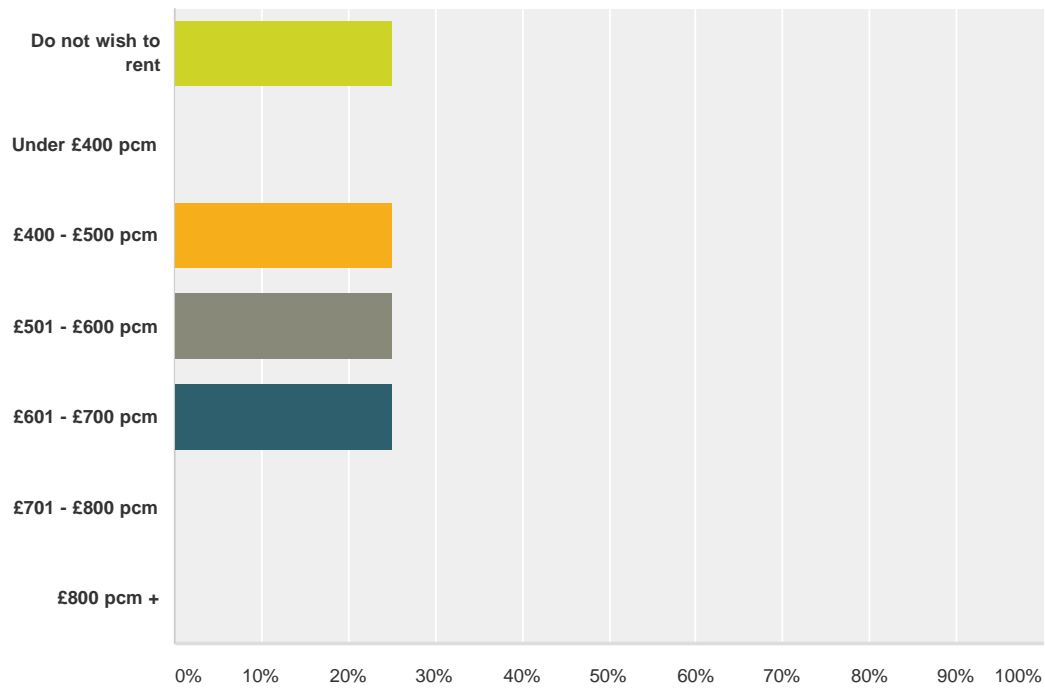


Answer Choices	Responses
Do not wish to purchase	50.00% 2
Under £5,000	0.00% 0
£6,000 - £10,000	0.00% 0
£11,000 - £15,000	25.00% 1
£16,000 - £20,000	0.00% 0
£21,000 - £25,000	0.00% 0

£26,000 - £30,000	0.00%	0
£31,000 - £35,000	0.00%	0
£36,000 - £40,000	0.00%	0
£41,000 - £45,000	0.00%	0
£46,000 - £50,000	0.00%	0
Over £50,000	25.00%	1
Total		4

Q37 If renting, what is the maximum monthly rent the household can afford?

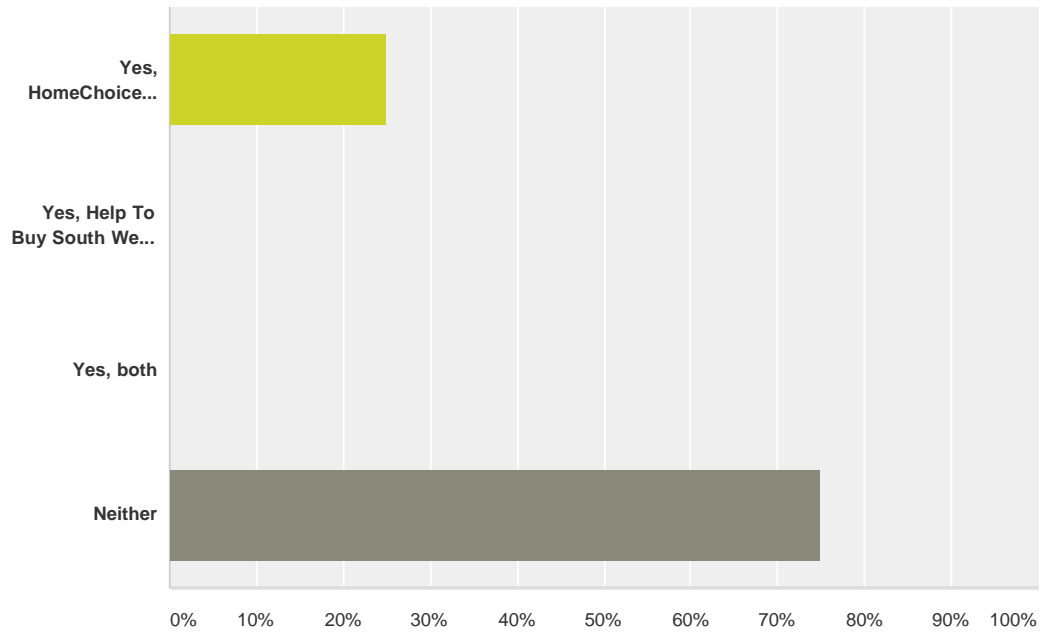
Answered: 4 Skipped: 20



Answer Choices	Responses	Count
Do not wish to rent	25.00%	1
Under £400 pcm	0.00%	0
£400 - £500 pcm	25.00%	1
£501 - £600 pcm	25.00%	1
£601 - £700 pcm	25.00%	1
£701 - £800 pcm	0.00%	0
£800 pcm +	0.00%	0
Total		4

Q38 Is the household on the Council's HomeChoice and/or Help to Buy South West registers?

Answered: 4 Skipped: 20



Answer Choices	Responses
Yes, HomeChoice (rented properties through a Housing Association (HA) or Council)	25.00% 1
Yes, Help To Buy South West (shared ownership (HA) and/or intermediate sale through a private developer)	0.00% 0
Yes, both	0.00% 0
Neither	75.00% 3
Total	4

Q39 Please provide your registration number.

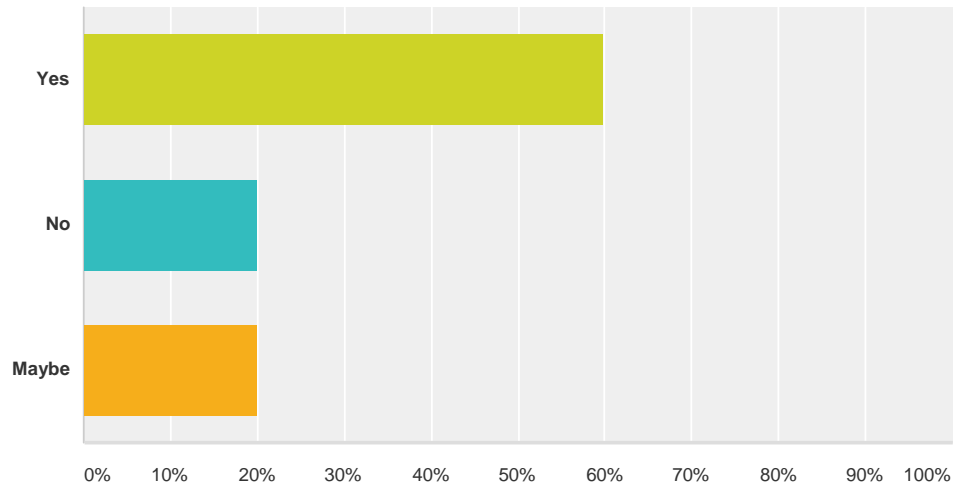
Answered: 1 Skipped: 23

Answer Choices	Responses
HomeChoice	100.00% 1
Help To Buy South West	0.00% 0

#	HomeChoice	Date
1	20427	11/10/2015 11:23 AM
#	Help To Buy South West	Date
	There are no responses.	

Q40 Would you support an affordable housing led development, to help meet the needs of local people with a connection to the Parish?

Answered: 15 Skipped: 9



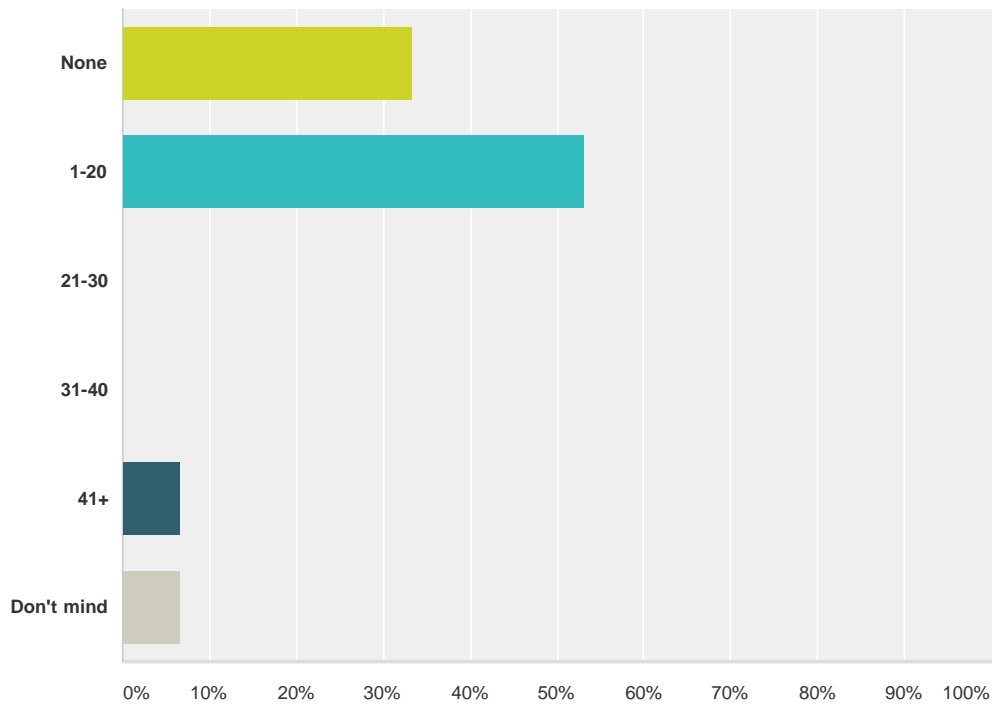
Answer Choices	Responses
Yes	60.00% 9
No	20.00% 3
Maybe	20.00% 3
Total	15

#	Please provide reasons for your response	Date
1	3rd Generation to live in Cury. Land Owner (Whitecross)	11/10/2015 11:14 AM
2	If a genuine need is proved for people living in Cury parish as worded in the original 106 agreements, not the new agreements that allow residents from further afield, and sited in the correct area of the parish then a new development may be considered.	4/30/2015 9:25 PM
3	There is insufficient infrastructure to support a large increase in residents in Cury. Schools and public transport barely support the current residents and there are no shops for local use. There are no local employment opportunities which would result in increased traffic on poorly maintained local roads.	4/29/2015 9:47 AM
4	There is no need for affordable housing within the parish. I am currently in a house that has a section 106 applied to it for first time buyers and i have a reasonably good income. The local people in the parish would not be able to afford this house. there are no shops in the village so it is not really the right place for families without transport as the bus service is so unreliable.	4/7/2015 11:50 AM
5	Not convinced there is a need. Maybe in the future for a very small development of say 6 houses. Care is needed to control the greed of land owners. Cury is a 'dormitory' village infrastructure is very limited re road access/ sewage disposal etc.New housing creates need to travel to work. People need to be nearer work not placed out on a limb, more travel means more pollution.	4/1/2015 9:57 PM
6	To many young families moving out need more housing, to keep the village alive and fun for other children	3/30/2015 12:15 PM

7	<p>We are a young family living in Cury Churchtown; my youngest daughter attends Cury C of E Primary School, and my eldest daughter attends the feeder school at Mullion. Since living in the village, both my children have grown immensely in confidence and happiness; it is a very safe environment to grow up in, and they have never been happier. The village seems to be lacking in young families, which has an impact on the community, especially because the school is the heart of the village, and numbers are currently low due to families not being able to afford to buy local properties. The current property prices are extortionate and only affordable to much older couples and people moving in from outside the County. For the well-being of my children, I would like to be able to remain in the village, but we are currently renting, and we need the security of owning our own home. I feel very strongly that the village should provide a fair level of affordable housing to accommodate young families and help the community grow.</p>	3/22/2015 4:28 PM
8	<p>Have a son looking to rent affordable housing, married some years ago now and has 2 children. He would like to rent but is finding it difficult to get anywhere decent on what he can afford. Is at present living with his family in a small 2 bed chalet that is really only fit for holiday lets and is damp.</p>	3/21/2015 12:28 PM
9	<p>Allowing current parish members to be close to their families / spouse, that may have grown up in the parish. Benefitting those that may be dependent on their support. Affordable housing for people living and working in the parish, will encourage a sustainability for local amenities.</p>	3/20/2015 8:59 PM
10	<p>i would support affordable housing that is for sale on the open market or at a discounted rate buy for first time buyers, not rented accommodation or shared ownership schemes</p>	3/20/2015 6:26 PM
11	<p>Location, proven need, only local need properties not linked to open market properties maximum of 5. Y</p>	3/20/2015 2:22 PM

Q41 How many new homes would you support being built?

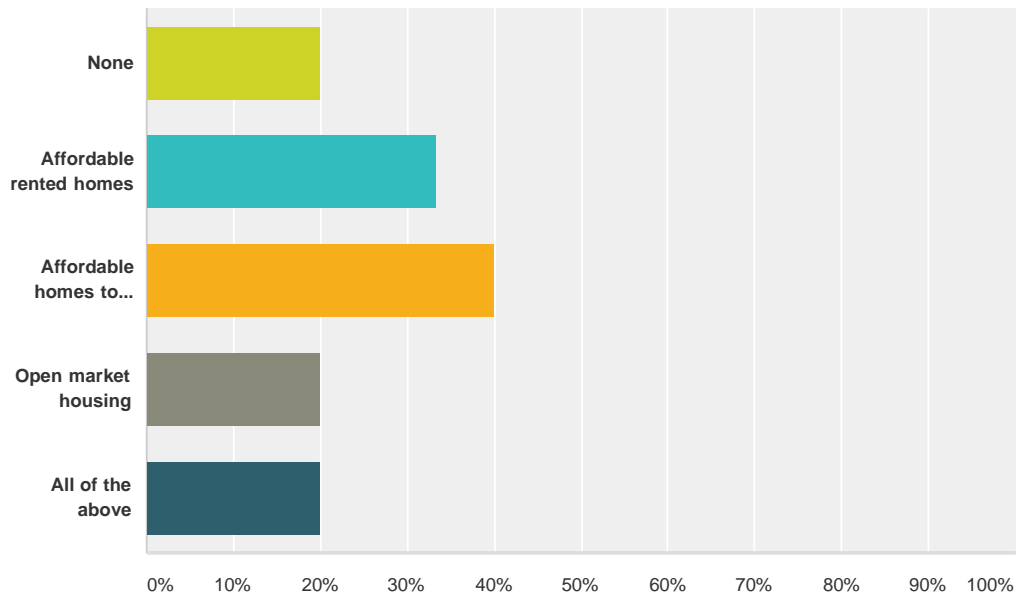
Answered: 15 Skipped: 9



Answer Choices	Responses
None	33.33% 5
1-20	53.33% 8
21-30	0.00% 0
31-40	0.00% 0
41+	6.67% 1
Don't mind	6.67% 1
Total	15

Q42 What type(s) of development would you support? Please tick all that apply.

Answered: 15 Skipped: 9

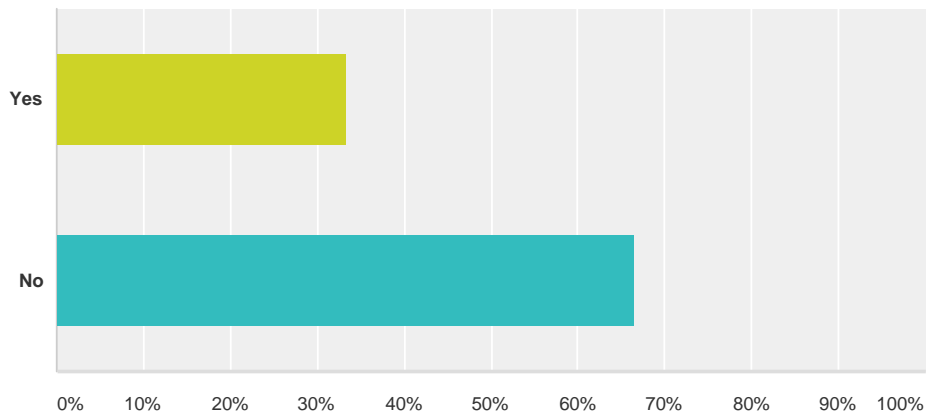


Answer Choices	Responses
None	20.00% 3
Affordable rented homes	33.33% 5
Affordable homes to purchase	40.00% 6
Open market housing	20.00% 3
All of the above	20.00% 3
Total Respondents: 15	

#	Other (please specify)	Date
1	Older person's accommodation	11/10/2015 11:14 AM
2	Older persons	11/10/2015 11:09 AM
3	Not sure	4/1/2015 9:57 PM

Q43 Do you own or know of any land that may be suitable for housing development?

Answered: 15 Skipped: 9

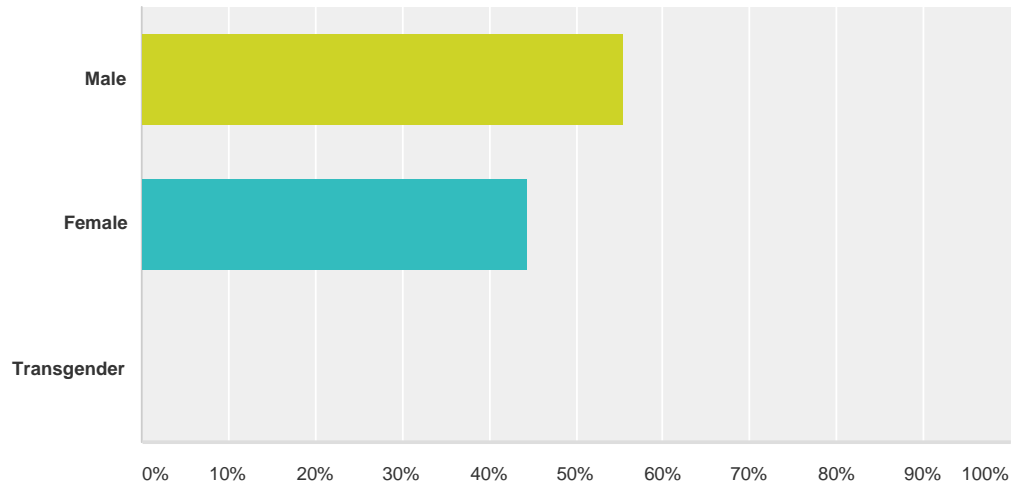


Answer Choices	Responses
Yes	33.33% 5
No	66.67% 10
Total	15

#	If yes, please provide further details or a site address	Date
1	As above (Whitecross)	11/10/2015 11:15 AM
2	Simons gate field White cross Cury Tr12 7bg	3/30/2015 12:16 PM
3	towards the school or church area of the parish.	3/20/2015 6:29 PM
4	Land adjacent to windy ridge, land adjacent to parc enys and surrounding village hall.	3/20/2015 2:24 PM

Q44 How do you describe your gender?

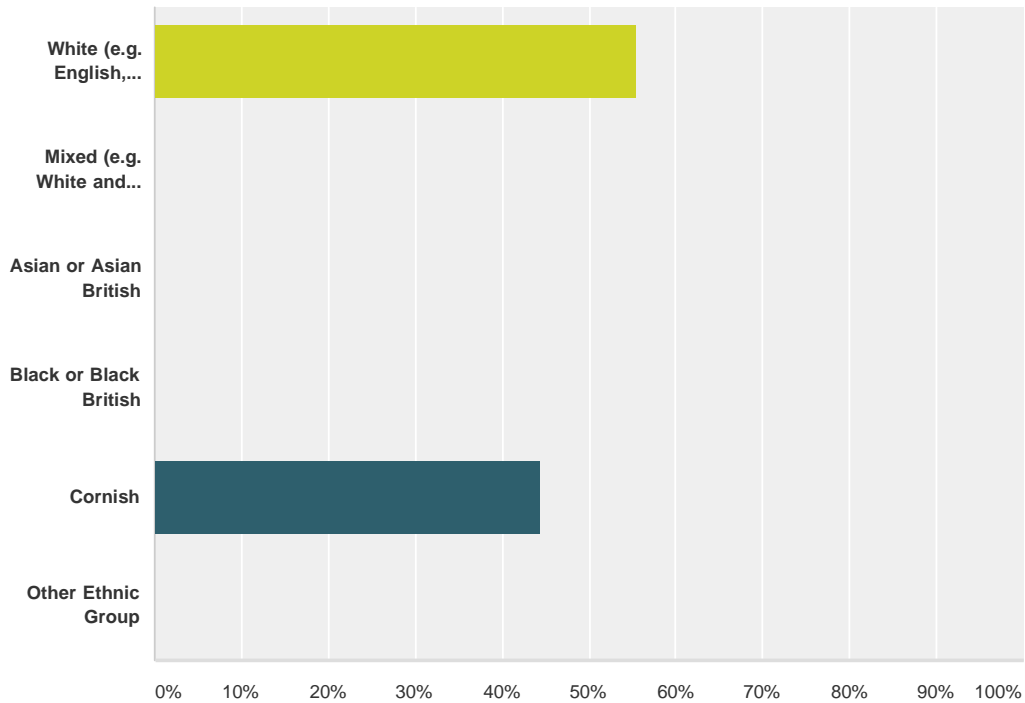
Answered: 18 Skipped: 6



Answer Choices	Responses
Male	55.56% 10
Female	44.44% 8
Transgender	0.00% 0
Total	18

Q45 How do you describe your ethnic origin? (Please read carefully before selecting the ethnic group that you feel most closely reflects your background)

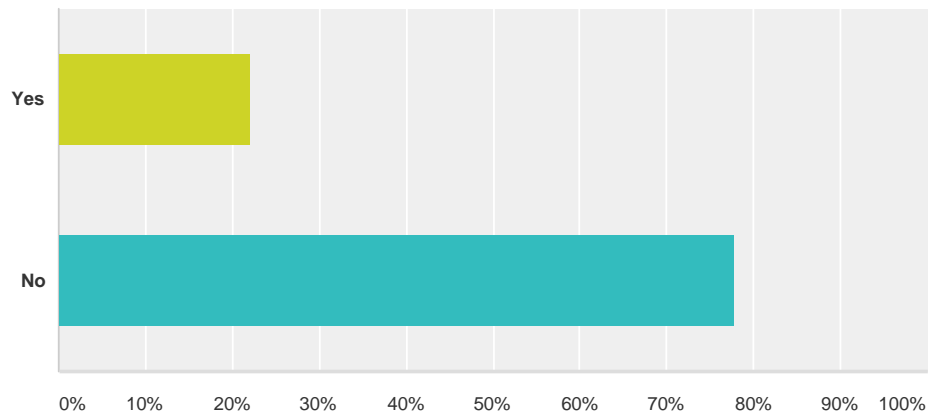
Answered: 18 Skipped: 6



Answer Choices	Responses
White (e.g. English, Scottish)	55.56% 10
Mixed (e.g. White and Asian)	0.00% 0
Asian or Asian British	0.00% 0
Black or Black British	0.00% 0
Cornish	44.44% 8
Other Ethnic Group	0.00% 0
Total	18

Q46 Do you consider yourself to have a disability?

Answered: 18 Skipped: 6



Answer Choices	Responses
Yes	22.22% 4
No	77.78% 14
Total	18

Q47 Is there anything we can do or put in place which would make it easier for us to offer you an equal service? (For example documents in large print)

Answered: 3 Skipped: 21

#	Responses	Date
1	Village needs to be more vibrant. Shop needed (by village hall)	11/10/2015 11:15 AM
2	I am already on Homechoice waiting list and Coastline	11/10/2015 11:10 AM
3	No	3/21/2015 12:30 PM

If you would like this information in another format please contact:

**Cornwall Council
County Hall Treyew
Road Truro TR1 3AY**

Telephone: **0300 1234 100**

Email: **enquiries@cornwall.gov.uk**

www.cornwall.gov.uk

Cury Housing Need Survey
November 2015